

Glen Cove Smart Growth Comprehensive Plan with Sustainability Elements Public Survey Results

As part of the public engagement process for the Glen Cove Smart Growth Comprehensive Plan with Sustainability Elements (“Comprehensive Plan”), a public survey was conducted **between November 15 – December 22, 2023** to gather input from the community on issues and opportunities explored in the Plan. The survey was posted online on the Glen Cove Comprehensive Plan website (<http://www.glencovecomprehensiveplan.com>) and advertised throughout the City. It was available in English and in Spanish. Hard copies were distributed at key locations such as the Senior Center.

Community input is critical to shape a Comprehensive Plan that reflects Glen Cove residents’ and stakeholders’ shared values and aspirations. The survey results will inform the planning team on community priorities, issues and opportunities and help consider policies and recommendations that have community support. The purpose of the plan is to help the City prepare for the future and ensure improvements to quality of life.

599 people responded to the Glen Cove Comprehensive Plan public survey. All responses are confidential. Results are tabulated and shared in a raw summary format only. There are 19 multiple-choice, rating, or ranking questions (plus five demographic questions).

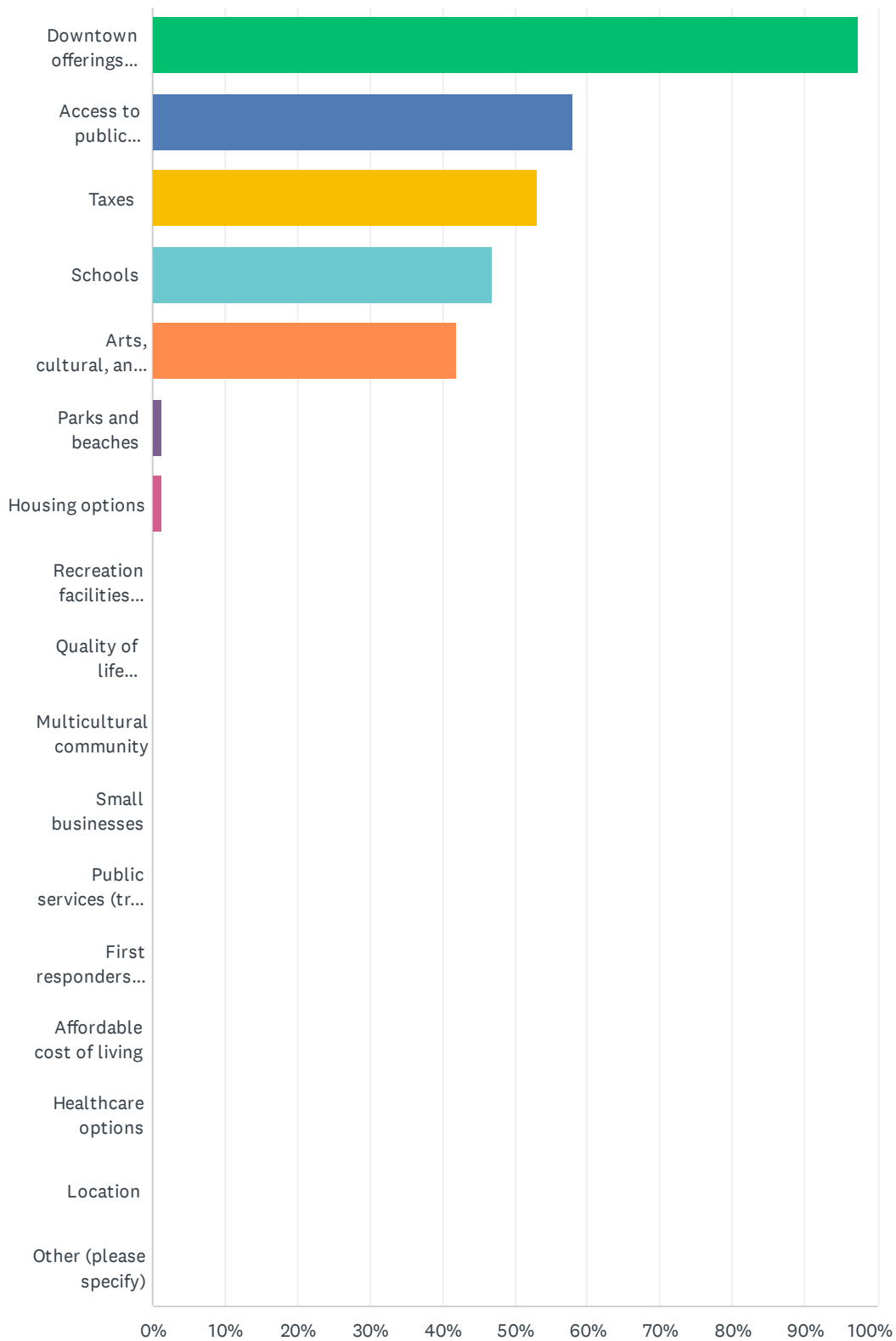
If you have additional feedback, please bring your ideas to the next public workshop on January 30th (see “Events and Get Involved” tab) or email us at ComprehensivePlan@glencoveny.gov.

In addition to the website public survey, hard copies of the survey were distributed at a meeting held by the Economic Opportunity Coalition (EOC). 81 participants submitted comments as a result of the meeting. These 81 responses were tabulated separately and provide some valuable input especially from those who may not have participated in the survey online. However, this smaller input is not as statistically significant and therefore has been published separately and not included in the 599 responses of the larger on-line survey.

Q1 What are the City's greatest strengths? Please select your top three (3) choices.

Answered: 81 Skipped: 0

Glen Cove Smart Growth Comprehensive Plan Update with Sustainability Elements



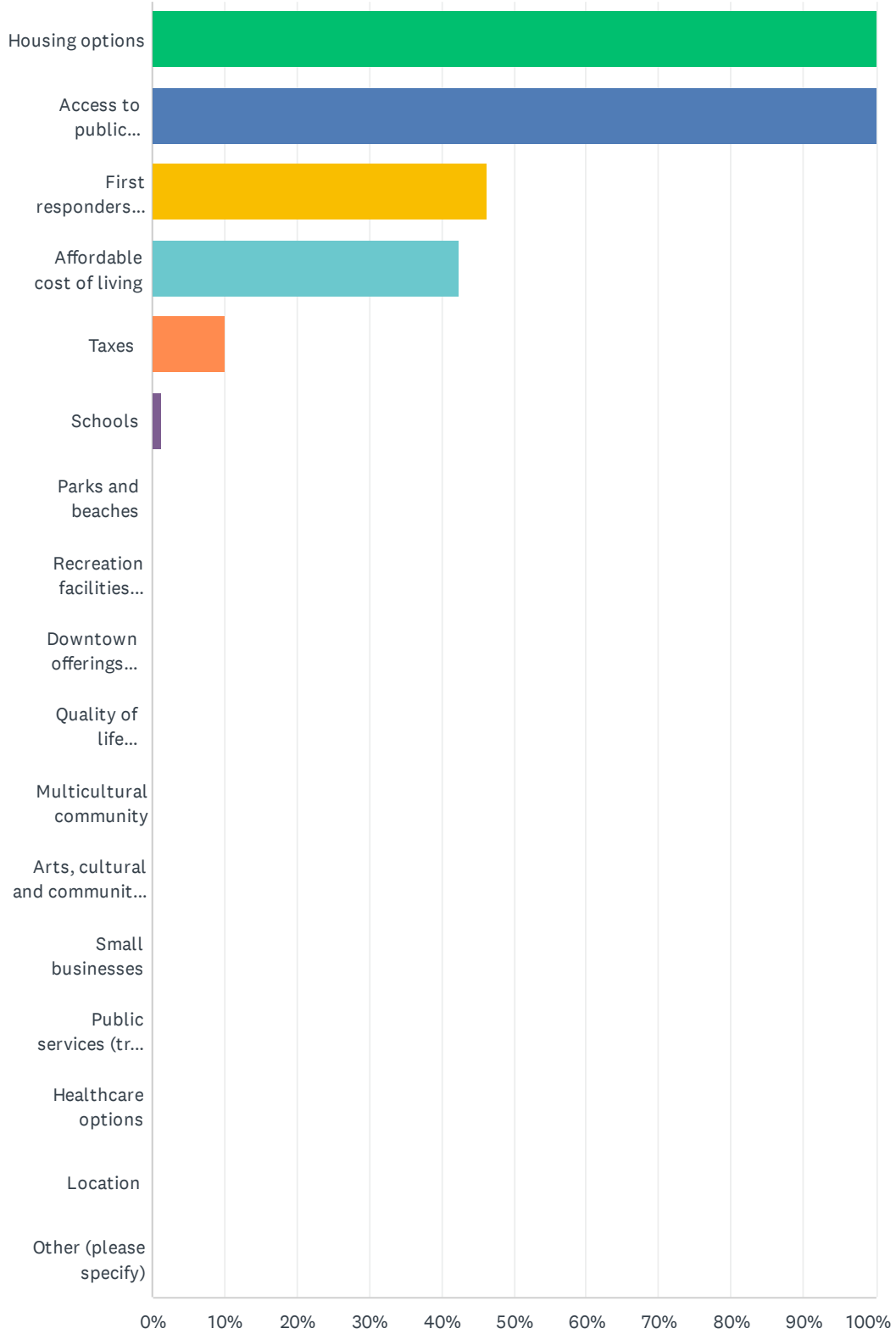
Glen Cove Smart Growth Comprehensive Plan Update with Sustainability Elements

ANSWER CHOICES	RESPONSES	
Downtown offerings (restaurants, retail, etc.)	97.53%	79
Access to public transportation (NICE, Loop bus, LIRR)	58.02%	47
Taxes	53.09%	43
Schools	46.91%	38
Arts, cultural, and community events and organizations (including museums and educational centers)	41.98%	34
Parks and beaches	1.23%	1
Housing options	1.23%	1
Recreation facilities (sport fields, indoor facilities, etc.)	0.00%	0
Quality of life (cleanliness, safety, access to nature/beaches, sense of community, etc.)	0.00%	0
Multicultural community	0.00%	0
Small businesses	0.00%	0
Public services (trash pickup, snow plowing, etc.)	0.00%	0
First responders (police, fire, EMS, etc.)	0.00%	0
Affordable cost of living	0.00%	0
Healthcare options	0.00%	0
Location	0.00%	0
Other (please specify)	0.00%	0
Total Respondents: 81		

Q2 What are the City's greatest weaknesses (i.e., the things that hold the City back)? Please select your top three (3) choices.

Answered: 80 Skipped: 1

Glen Cove Smart Growth Comprehensive Plan Update with Sustainability Elements

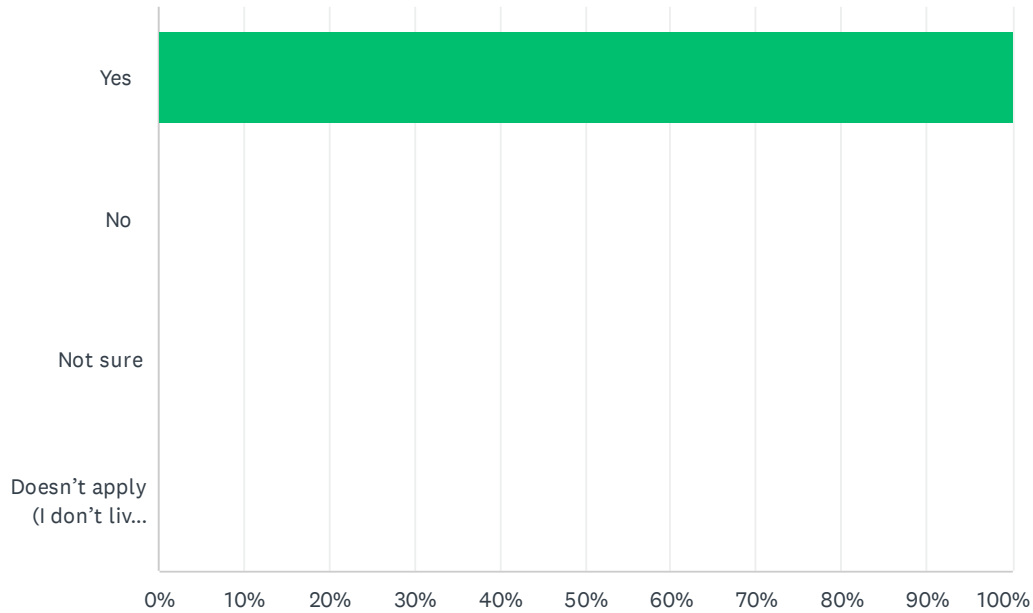


Glen Cove Smart Growth Comprehensive Plan Update with Sustainability Elements

ANSWER CHOICES	RESPONSES	
Housing options	100.00%	80
Access to public transportation (NICE, Loop bus, LIRR)	100.00%	80
First responders (police, fire, EMS, etc.)	46.25%	37
Affordable cost of living	42.50%	34
Taxes	10.00%	8
Schools	1.25%	1
Parks and beaches	0.00%	0
Recreation facilities (sport fields, indoor facilities, etc.)	0.00%	0
Downtown offerings (restaurants, retail, etc.)	0.00%	0
Quality of life (cleanliness, safety, access to nature/beaches, sense of community, etc.)	0.00%	0
Multicultural community	0.00%	0
Arts, cultural and community events and organizations (including museums and educational centers)	0.00%	0
Small businesses	0.00%	0
Public services (trash pickup, snow plowing, etc.)	0.00%	0
Healthcare options	0.00%	0
Location	0.00%	0
Other (please specify)	0.00%	0
Total Respondents: 80		

Q3 If you are a resident of Glen Cove, do you see yourself living in Glen Cove 10 years from now?

Answered: 75 Skipped: 6



ANSWER CHOICES	RESPONSES	
Yes	100.00%	75
No	0.00%	0
Not sure	0.00%	0
Doesn't apply (I don't live in Glen Cove)	0.00%	0
TOTAL		75

Q4 If you answered “No” to the previous question, what is the main reason why you are considering moving out of Glen Cove?

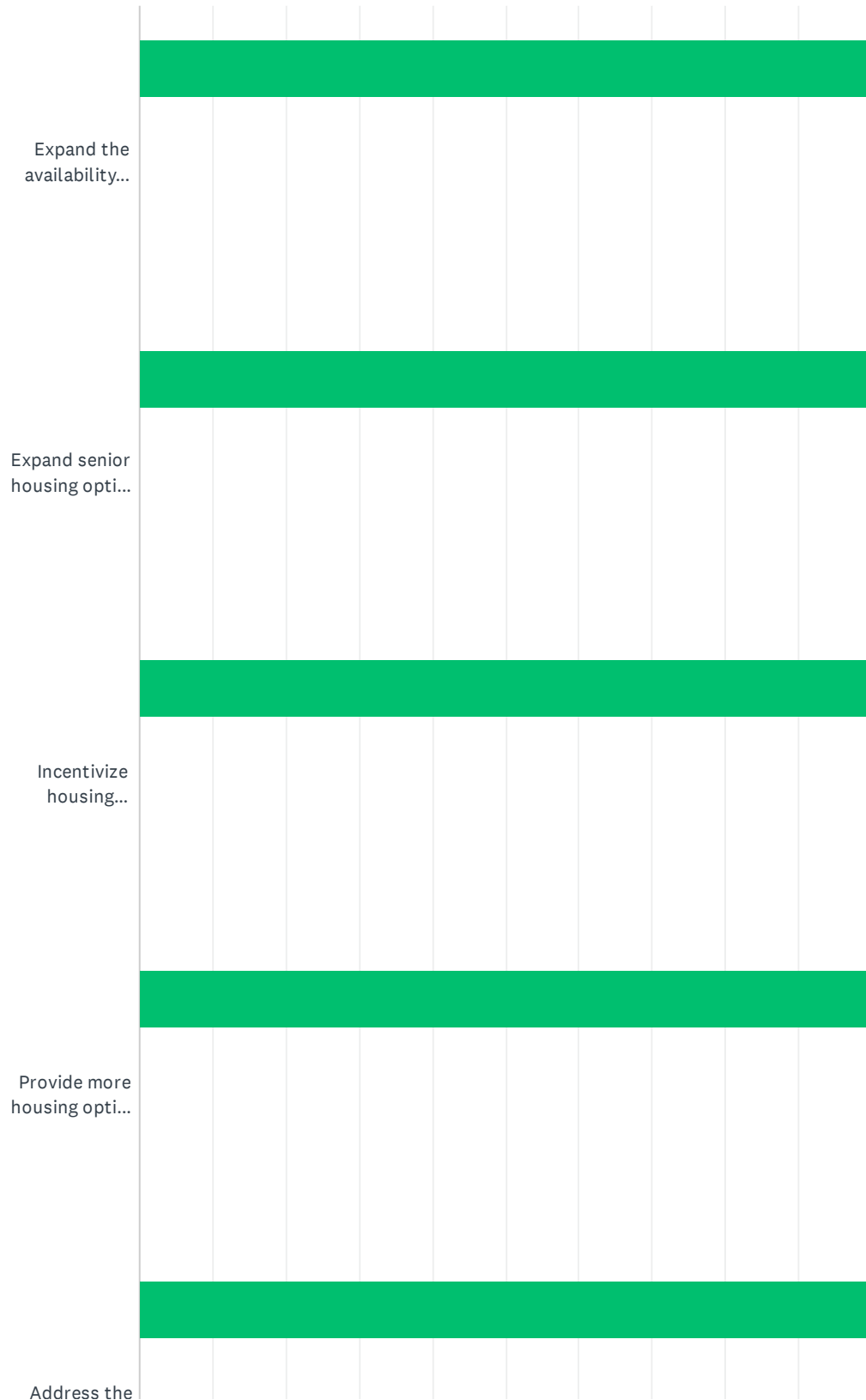
Answered: 0 Skipped: 81

 No matching responses.

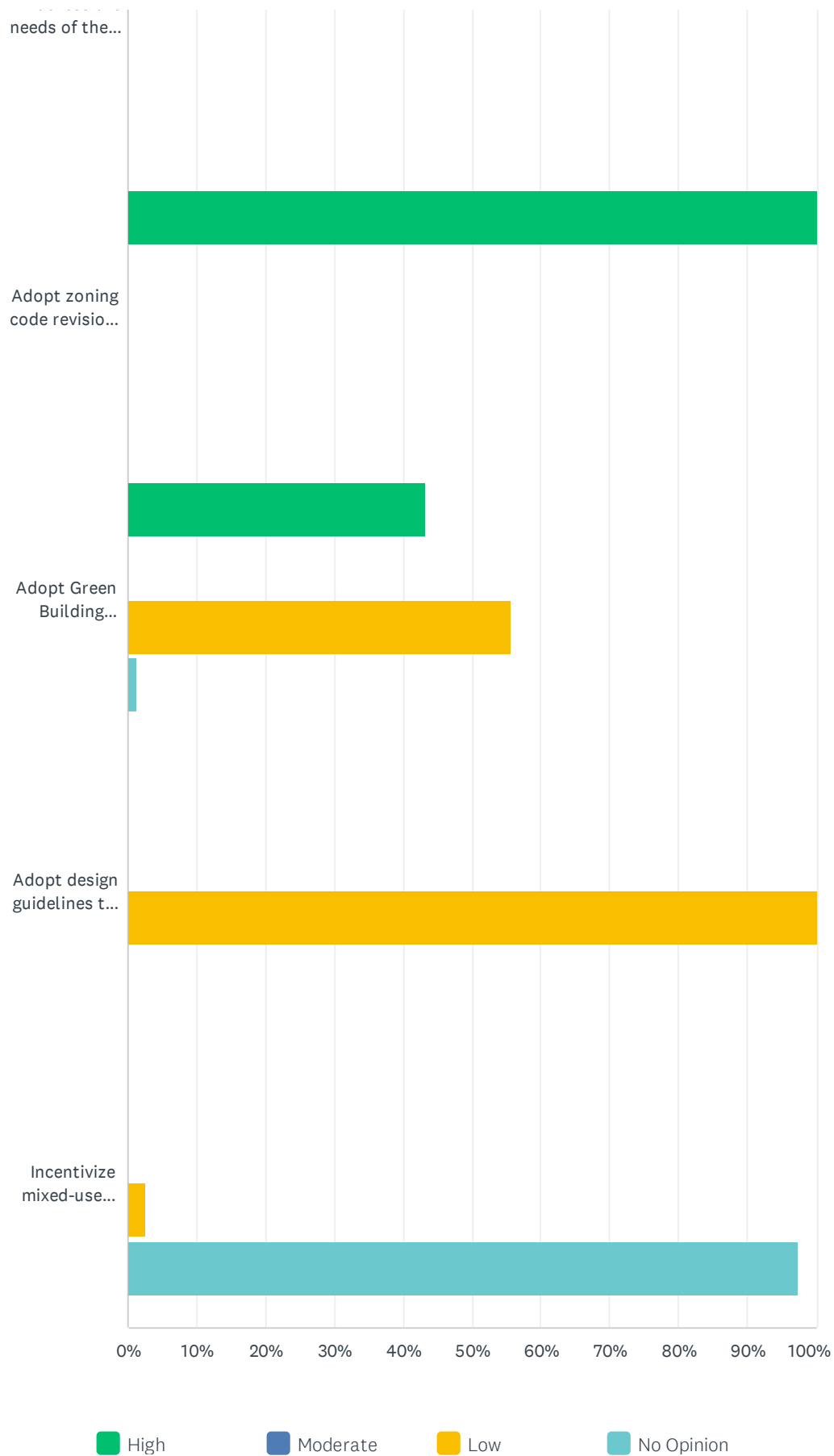
ANSWER CHOICES	RESPONSES	
Move closer to family	0.00%	0
Move closer to job	0.00%	0
Taxes	0.00%	0
Lack of housing options	0.00%	0
Lack of public transportation options	0.00%	0
Traffic congestion	0.00%	0
Cost of living	0.00%	0
School system	0.00%	0
Access to entertainment activities and events	0.00%	0
Access to nature	0.00%	0
Other (please specify)	0.00%	0
Total Respondents: 0		

Q5 During the next 5 years, what priority should the City give to the following areas? [Rate: High, Moderate, Low, No Opinion]

Answered: 81 Skipped: 0



Glen Cove Smart Growth Comprehensive Plan Update with Sustainability Elements

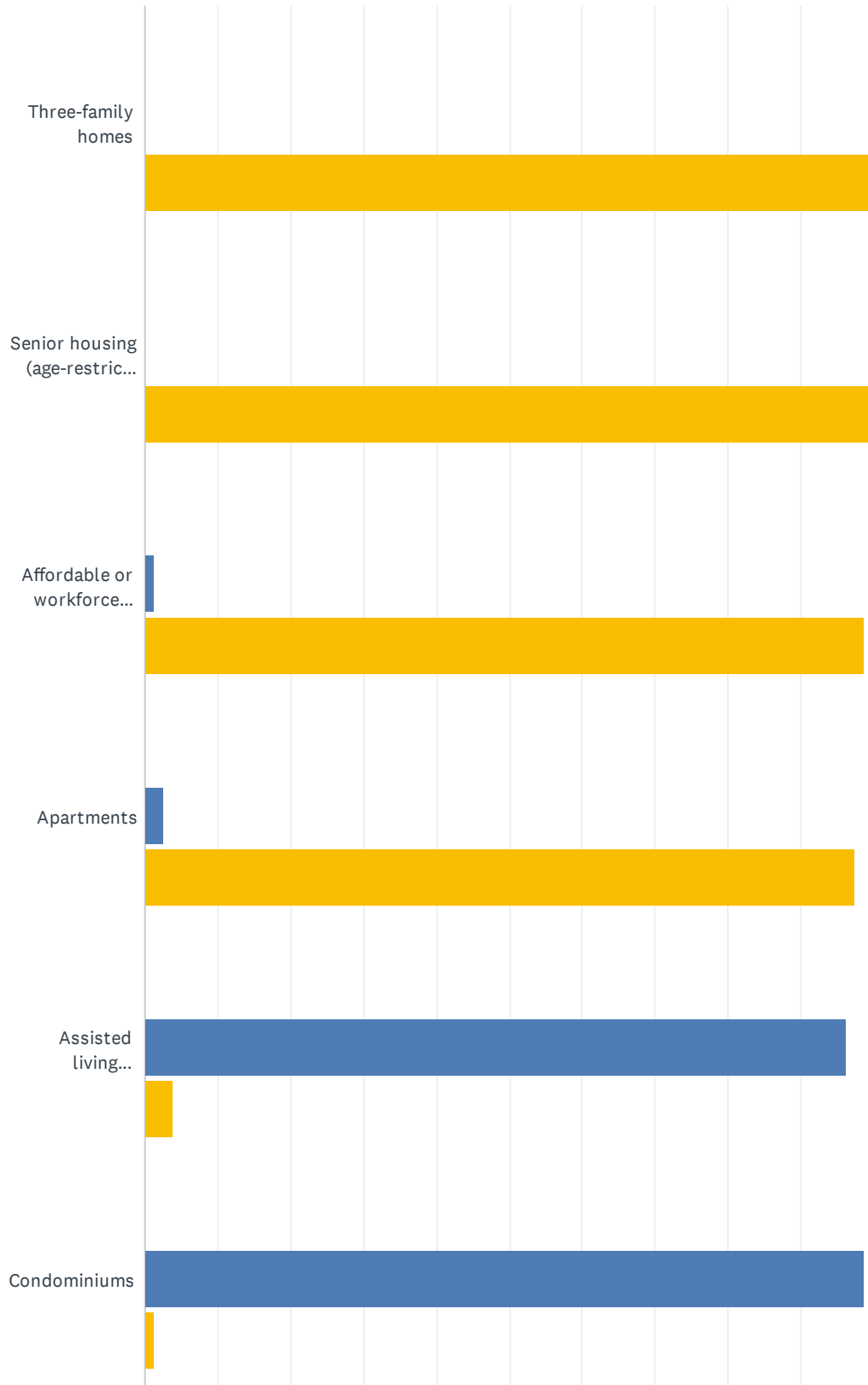


Glen Cove Smart Growth Comprehensive Plan Update with Sustainability Elements

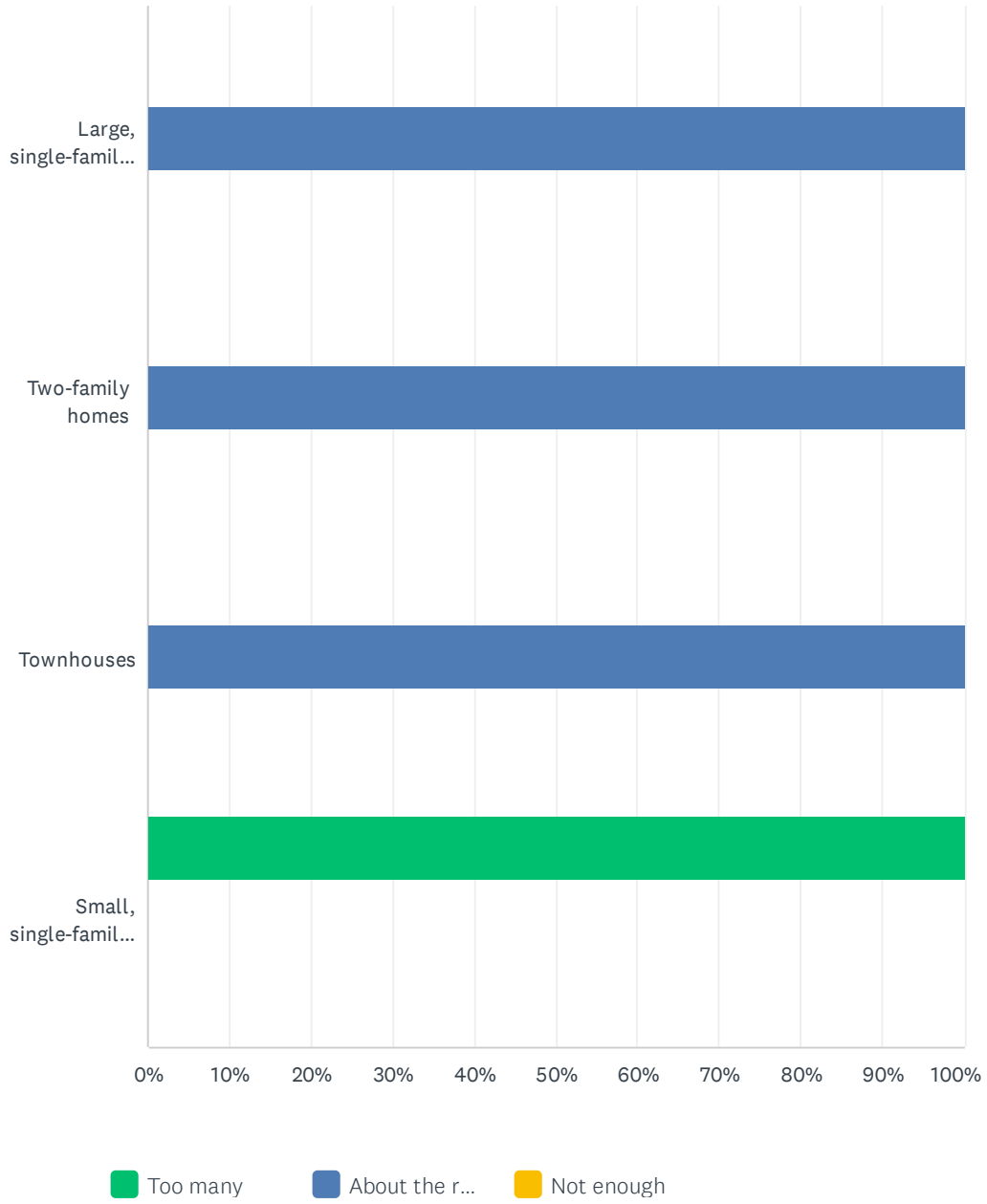
	HIGH	MODERATE	LOW	NO OPINION	TOTAL	WEIGHTED AVERAGE
Expand the availability of quality housing options at a mix of price points	100.00% 81	0.00% 0	0.00% 0	0.00% 0	81	3.00
Expand senior housing options (age-restricted)	100.00% 81	0.00% 0	0.00% 0	0.00% 0	81	3.00
Incentivize housing opportunities for first-time homebuyers	100.00% 81	0.00% 0	0.00% 0	0.00% 0	81	3.00
Provide more housing options to meet modern demand (e.g., smaller apartments for one-person households)	100.00% 81	0.00% 0	0.00% 0	0.00% 0	81	3.00
Address the needs of the homeless population in Glen Cove	100.00% 81	0.00% 0	0.00% 0	0.00% 0	81	3.00
Adopt zoning code revisions to allow homeowners to make changes to their property more easily	100.00% 81	0.00% 0	0.00% 0	0.00% 0	81	3.00
Adopt Green Building standards to encourage more sustainable and less carbon-intensive construction	43.21% 35	0.00% 0	55.56% 45	1.23% 1	81	1.85
Adopt design guidelines to encourage more attractive buildings	0.00% 0	0.00% 0	100.00% 35	0.00% 0	35	1.00
Incentivize mixed-use (residential and commercial) activity in the downtown and commercial corridors	0.00% 0	0.00% 0	2.47% 2	97.53% 79	81	0.02

Q6 Does Glen Cove have too many, about the right amount, or not enough of the following housing types:

Answered: 81 Skipped: 0



Glen Cove Smart Growth Comprehensive Plan Update with Sustainability Elements

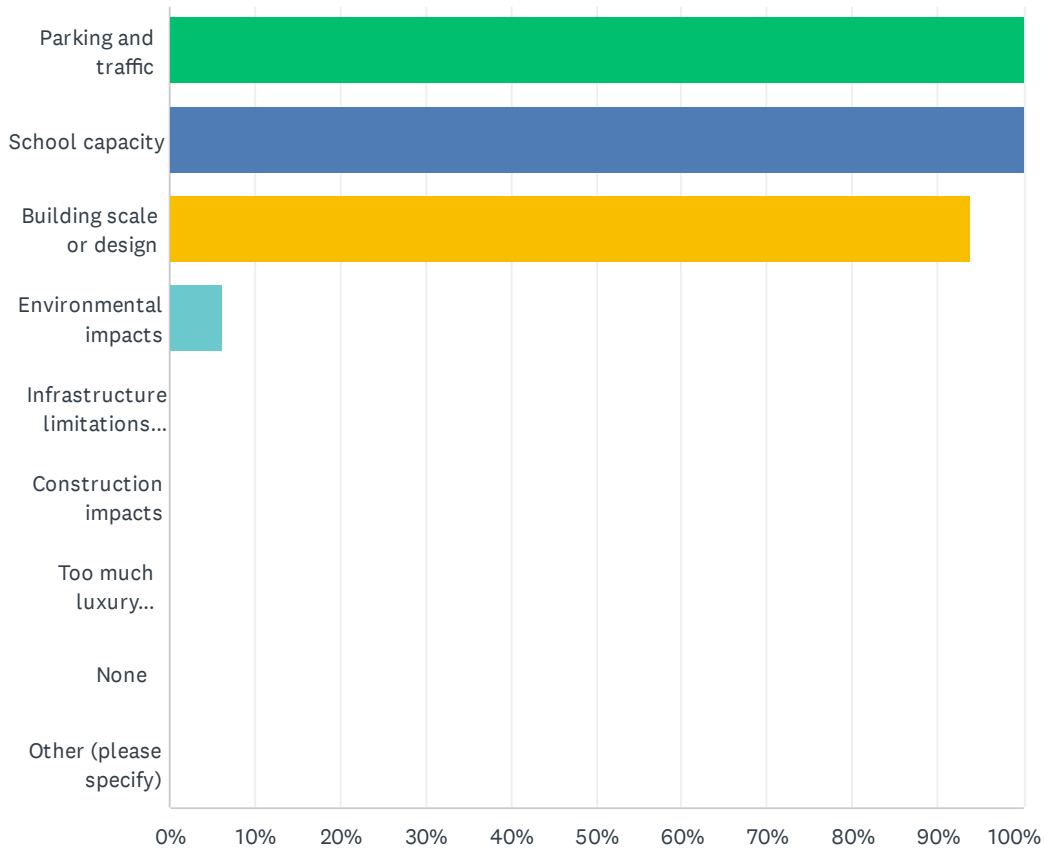


Glen Cove Smart Growth Comprehensive Plan Update with Sustainability Elements

	TOO MANY	ABOUT THE RIGHT AMOUNT	NOT ENOUGH	TOTAL	WEIGHTED AVERAGE
Three-family homes	0.00% 0	0.00% 0	100.00% 81	81	3.00
Senior housing (age-restricted)	0.00% 0	0.00% 0	100.00% 81	81	3.00
Affordable or workforce housing	0.00% 0	1.23% 1	98.77% 80	81	2.99
Apartments	0.00% 0	2.53% 2	97.47% 77	79	2.97
Assisted living facilities	0.00% 0	96.20% 76	3.80% 3	79	2.04
Condominiums	0.00% 0	98.77% 80	1.23% 1	81	2.01
Large, single-family homes	0.00% 0	100.00% 81	0.00% 0	81	2.00
Two-family homes	0.00% 0	100.00% 81	0.00% 0	81	2.00
Townhouses	0.00% 0	100.00% 80	0.00% 0	80	2.00
Small, single-family homes	100.00% 81	0.00% 0	0.00% 0	81	1.00

Q7 What, if any, are your concerns when you hear about potential new development in the City? Please select up to three (3).

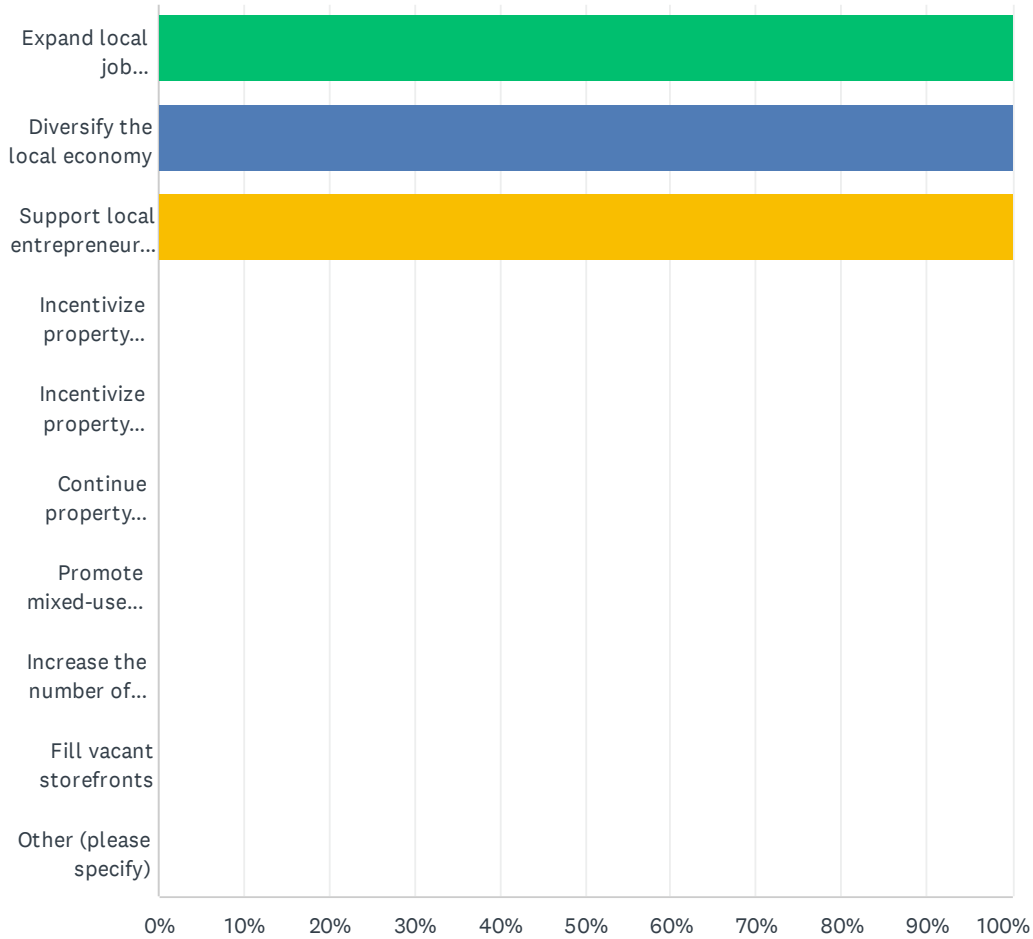
Answered: 81 Skipped: 0



ANSWER CHOICES	RESPONSES	
Parking and traffic	100.00%	81
School capacity	100.00%	81
Building scale or design	93.83%	76
Environmental impacts	6.17%	5
Infrastructure limitations (e.g., water, sewer)	0.00%	0
Construction impacts	0.00%	0
Too much luxury development	0.00%	0
None	0.00%	0
Other (please specify)	0.00%	0
Total Respondents: 81		

Q8 Which of the following economic objectives are most important to you? Please select your top three (3) choices.

Answered: 81 Skipped: 0

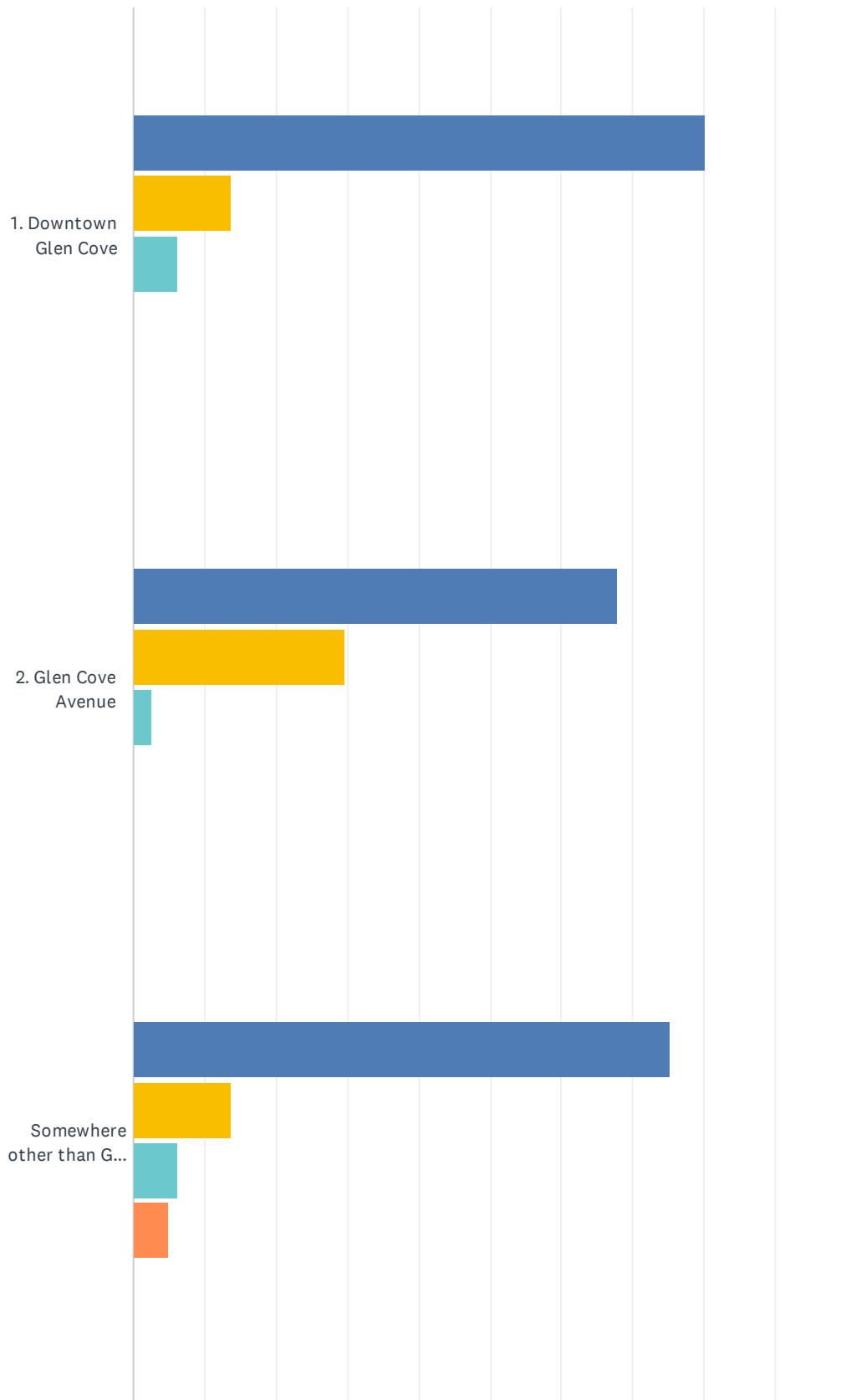


Glen Cove Smart Growth Comprehensive Plan Update with Sustainability Elements

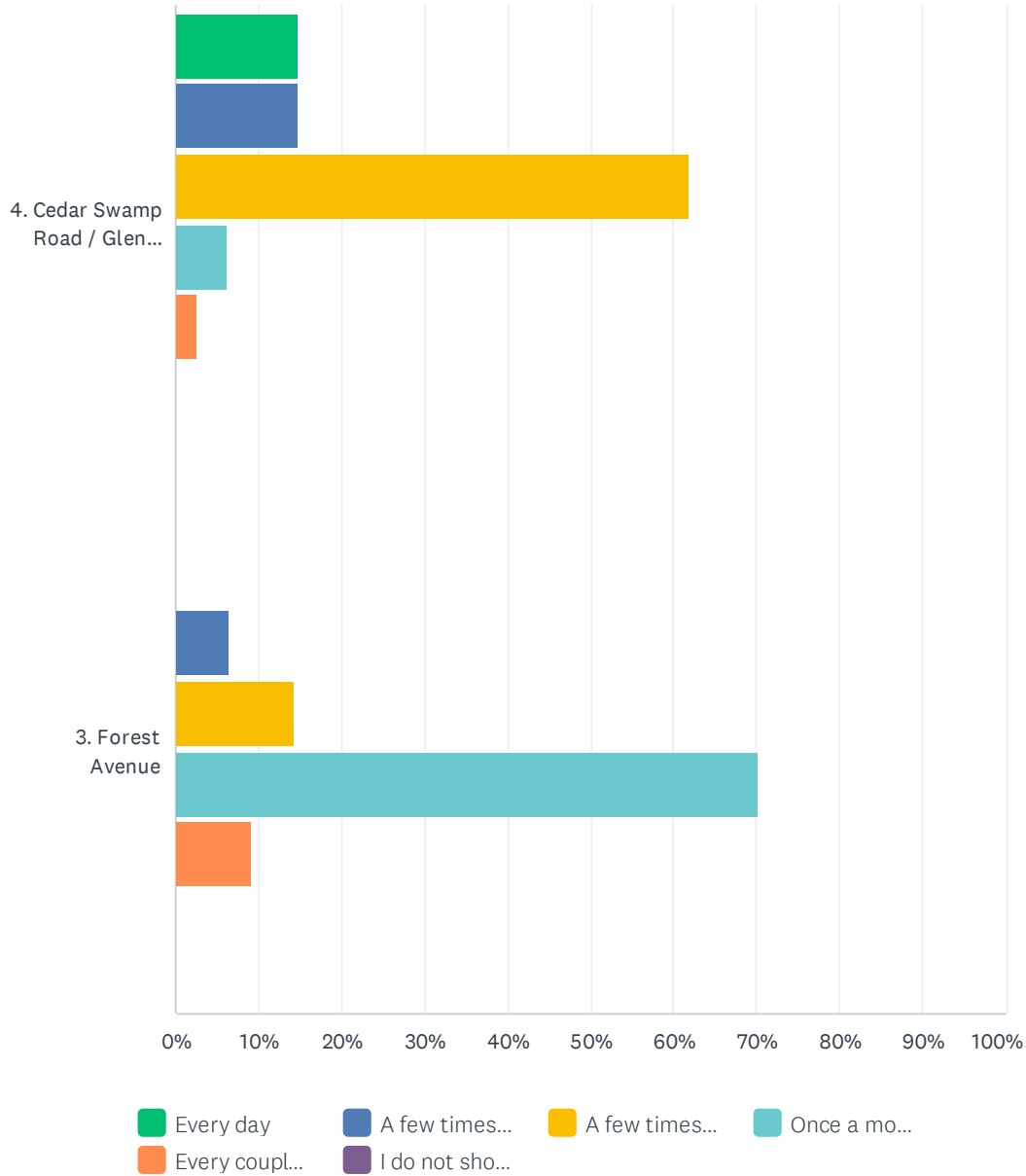
ANSWER CHOICES	RESPONSES	
Expand local job opportunities	100.00%	81
Diversify the local economy	100.00%	81
Support local entrepreneurship, especially small businesses	100.00%	81
Incentivize property investment, particularly along our gateway commercial corridors	0.00%	0
Incentivize property investment, particularly in the downtown area	0.00%	0
Continue property investment along Glen Cove Creek waterfront	0.00%	0
Promote mixed-use (residential and commercial) areas to support local retail and restaurants	0.00%	0
Increase the number of taxable commercial properties	0.00%	0
Fill vacant storefronts	0.00%	0
Other (please specify)	0.00%	0
Total Respondents: 81		

Q9 Generally, how often do you shop in the following commercial areas?

Answered: 81 Skipped: 0



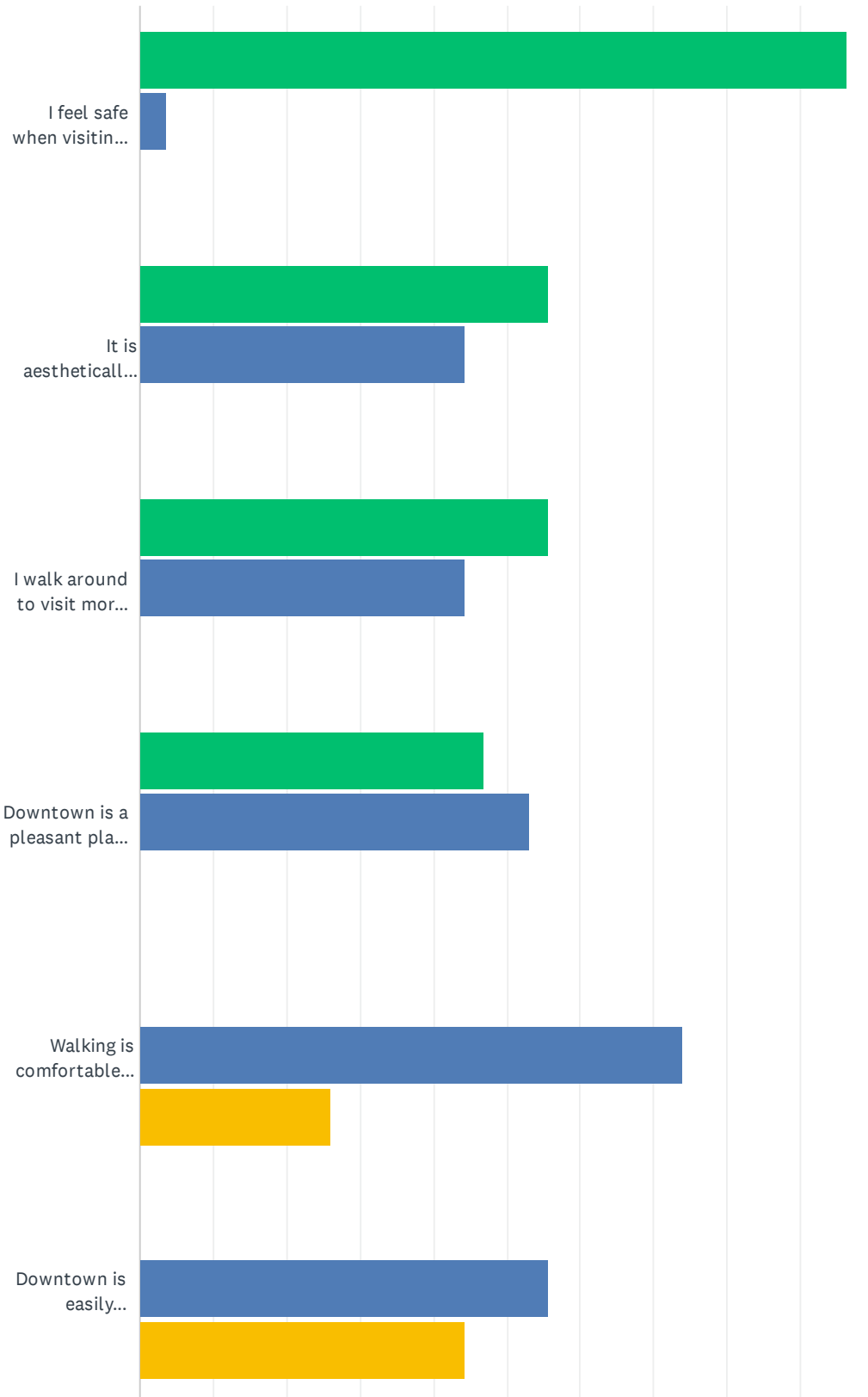
Glen Cove Smart Growth Comprehensive Plan Update with Sustainability Elements



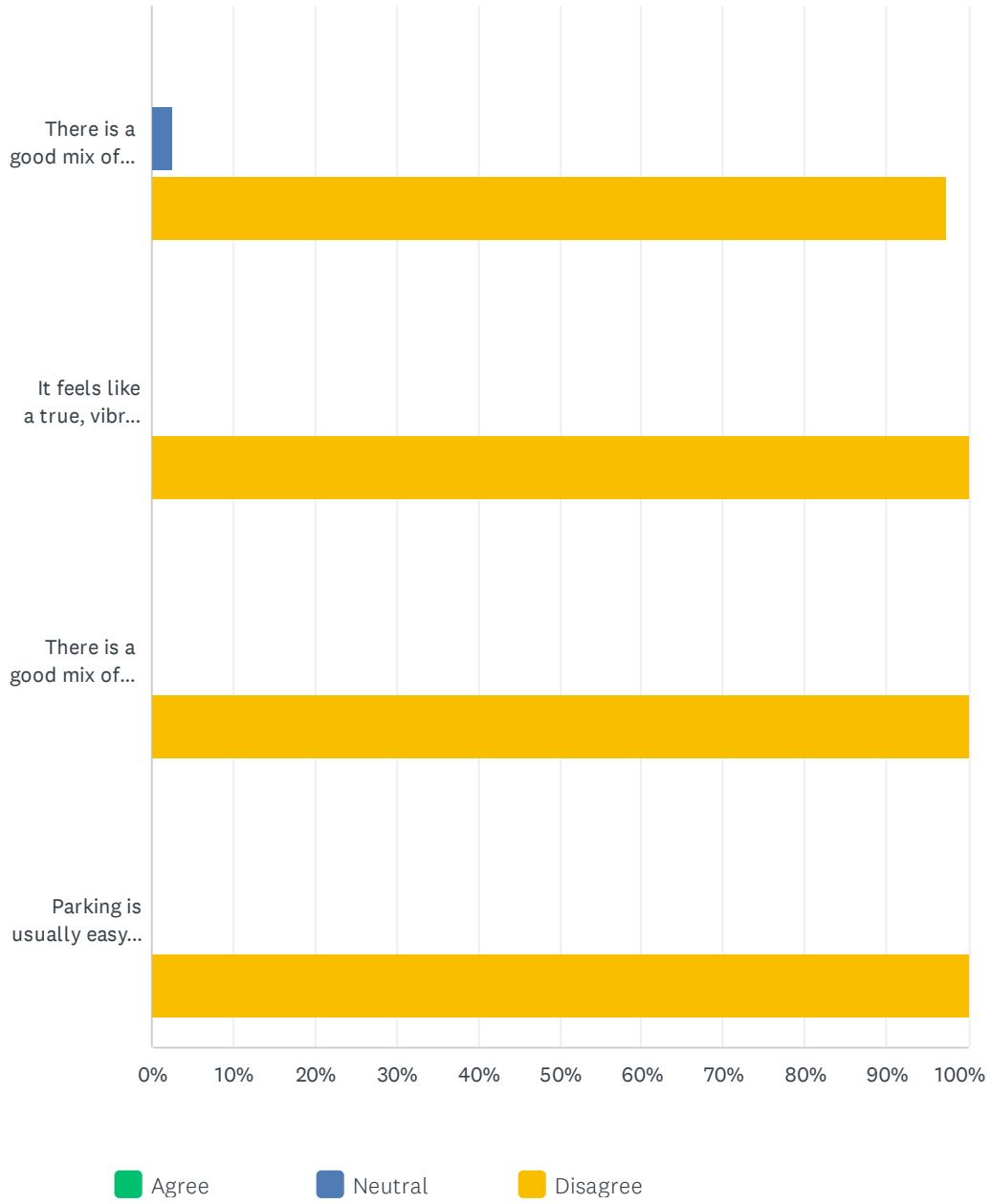
	EVERY DAY	A FEW TIMES A WEEK	A FEW TIMES A MONTH	ONCE A MONTH	EVERY COUPLE OF MONTHS	I DO NOT SHOP THERE	TOTAL	WEIGHTED AVERAGE
1. Downtown Glen Cove	0.00% 0	80.25% 65	13.58% 11	6.17% 5	0.00% 0	0.00% 0	81	4.74
2. Glen Cove Avenue	0.00% 0	67.90% 55	29.63% 24	2.47% 2	0.00% 0	0.00% 0	81	4.65
Somewhere other than Glen Cove	0.00% 0	75.31% 61	13.58% 11	6.17% 5	4.94% 4	0.00% 0	81	4.59
4. Cedar Swamp Road / Glen Street south of Downtown	14.81% 12	14.81% 12	61.73% 50	6.17% 5	2.47% 2	0.00% 0	81	4.33
3. Forest Avenue	0.00% 0	6.49% 5	14.29% 11	70.13% 54	9.09% 7	0.00% 0	77	3.18

Q10 Do you agree with the following statements about Downtown Glen Cove?

Answered: 81 Skipped: 0



Glen Cove Smart Growth Comprehensive Plan Update with Sustainability Elements

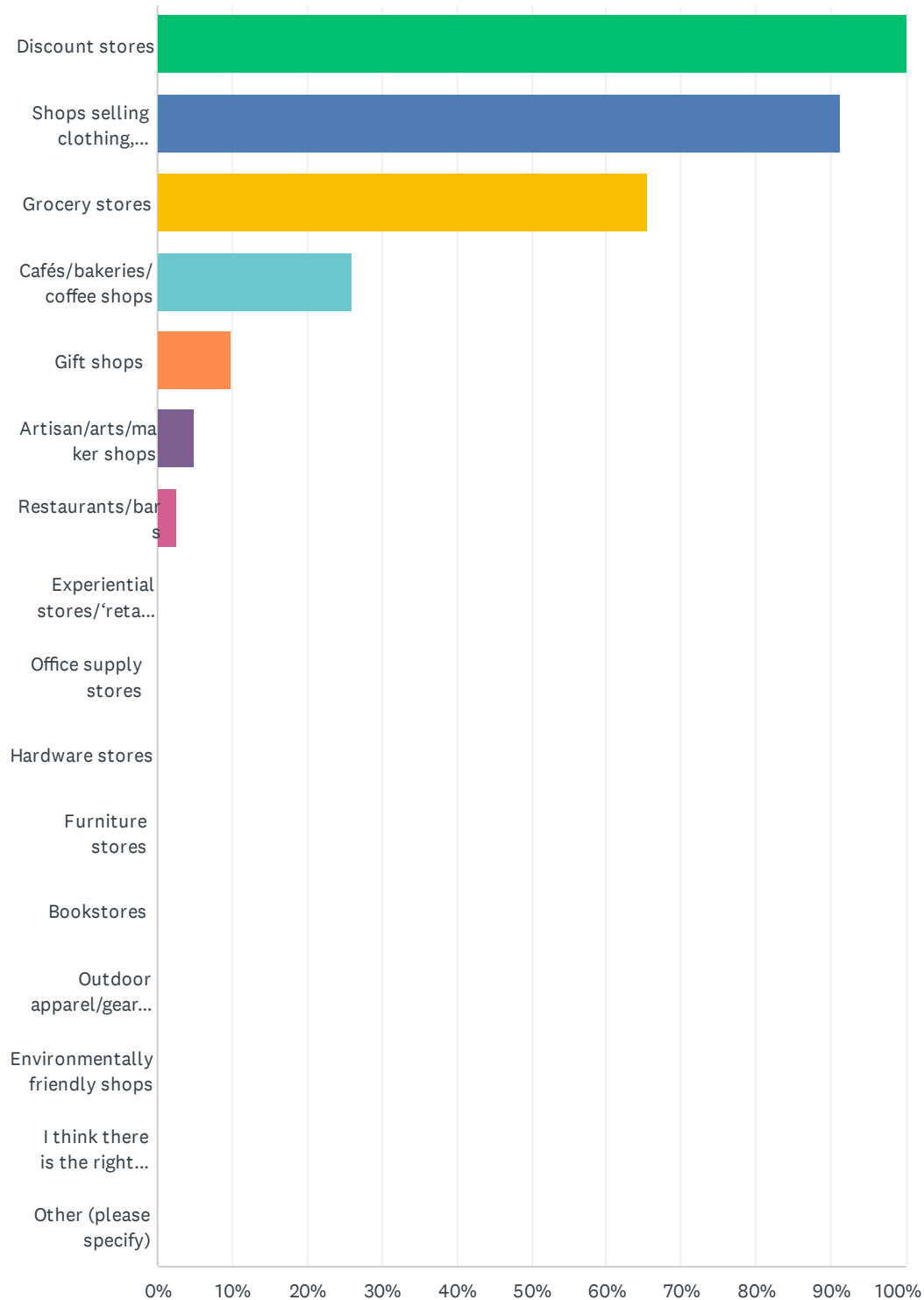


Glen Cove Smart Growth Comprehensive Plan Update with Sustainability Elements

	AGREE	NEUTRAL	DISAGREE	TOTAL	WEIGHTED AVERAGE
I feel safe when visiting downtown	96.30% 78	3.70% 3	0.00% 0	81	2.96
It is aesthetically attractive	55.56% 45	44.44% 36	0.00% 0	81	2.56
I walk around to visit more than one store when shopping downtown	55.56% 45	44.44% 36	0.00% 0	81	2.56
Downtown is a pleasant place to meet up with friends	46.91% 38	53.09% 43	0.00% 0	81	2.47
Walking is comfortable (e.g., sidewalks are adequate)	0.00% 0	74.07% 60	25.93% 21	81	1.74
Downtown is easily accessible by public transportation	0.00% 0	55.56% 45	44.44% 36	81	1.56
There is a good mix of retail, restaurants, services, and other amenities	0.00% 0	2.47% 2	97.53% 79	81	1.02
It feels like a true, vibrant downtown	0.00% 0	0.00% 0	100.00% 81	81	1.00
There is a good mix of arts and cultural attractions, events, and entertainment options	0.00% 0	0.00% 0	100.00% 81	81	1.00
Parking is usually easy to find	0.00% 0	0.00% 0	100.00% 81	81	1.00

Q11 What types of retail businesses would you like to see more of in Glen Cove? Please select up to four (4) choices.

Answered: 81 Skipped: 0

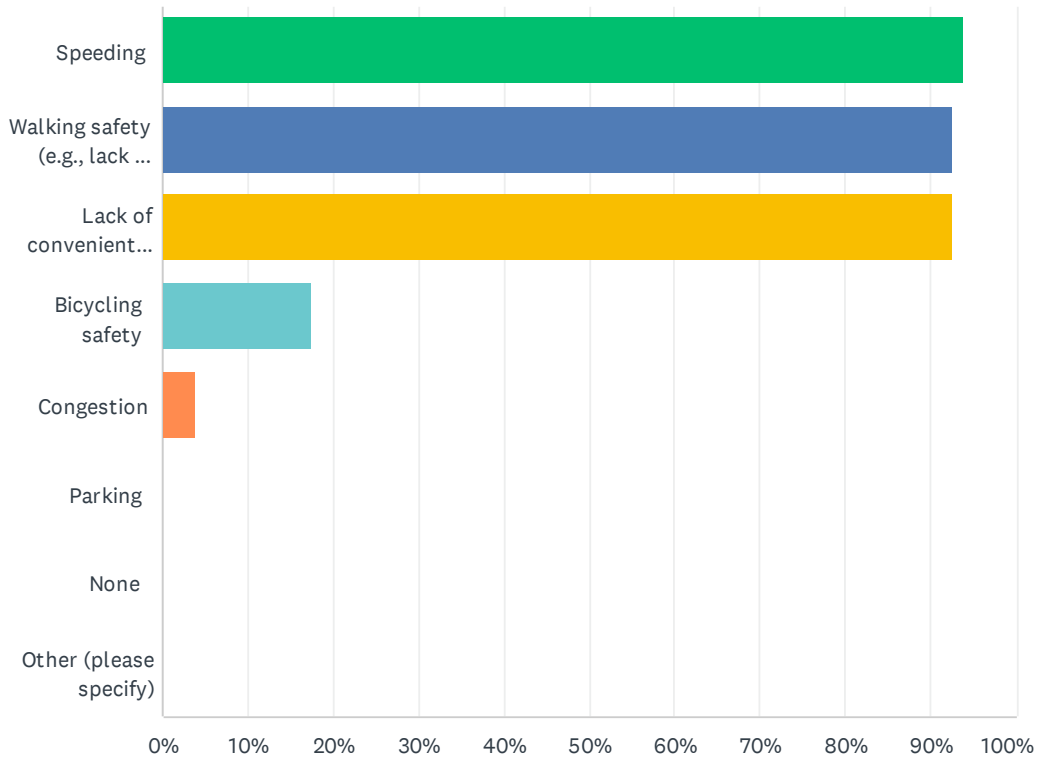


Glen Cove Smart Growth Comprehensive Plan Update with Sustainability Elements

ANSWER CHOICES	RESPONSES	
Discount stores	100.00%	81
Shops selling clothing, shoes, and/or accessories	91.36%	74
Grocery stores	65.43%	53
Cafés/bakeries/coffee shops	25.93%	21
Gift shops	9.88%	8
Artisan/arts/maker shops	4.94%	4
Restaurants/bars	2.47%	2
Experiential stores/'retailtainment' (e.g., cat café, pottery studio, paint & sip)	0.00%	0
Office supply stores	0.00%	0
Hardware stores	0.00%	0
Furniture stores	0.00%	0
Bookstores	0.00%	0
Outdoor apparel/gear stores	0.00%	0
Environmentally friendly shops	0.00%	0
I think there is the right mix of businesses in Glen Cove	0.00%	0
Other (please specify)	0.00%	0
Total Respondents: 81		

Q12 What, if any, are the transportation problems you regularly encounter in Glen Cove? Please select up to three (3) choices.

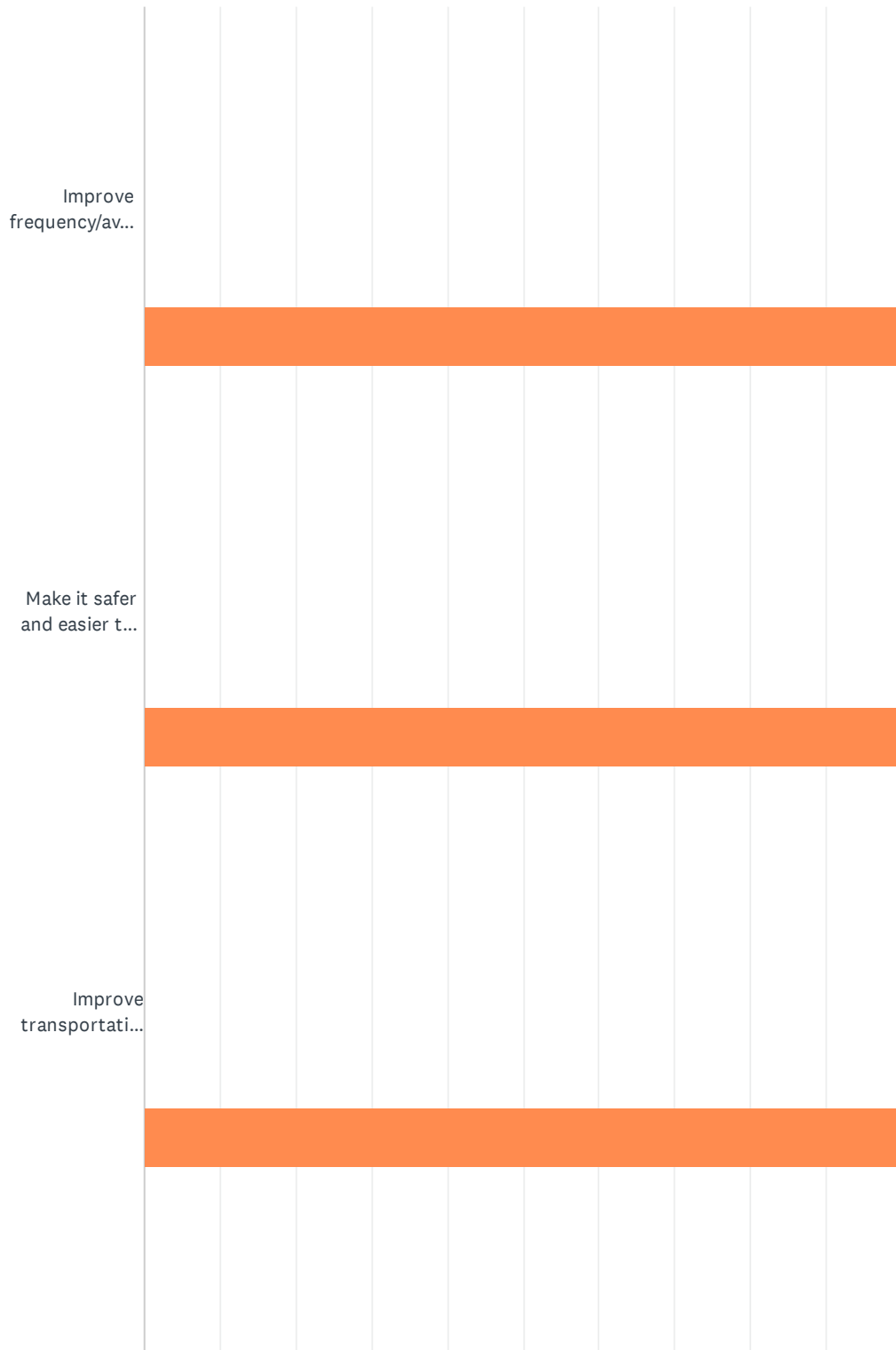
Answered: 80 Skipped: 1



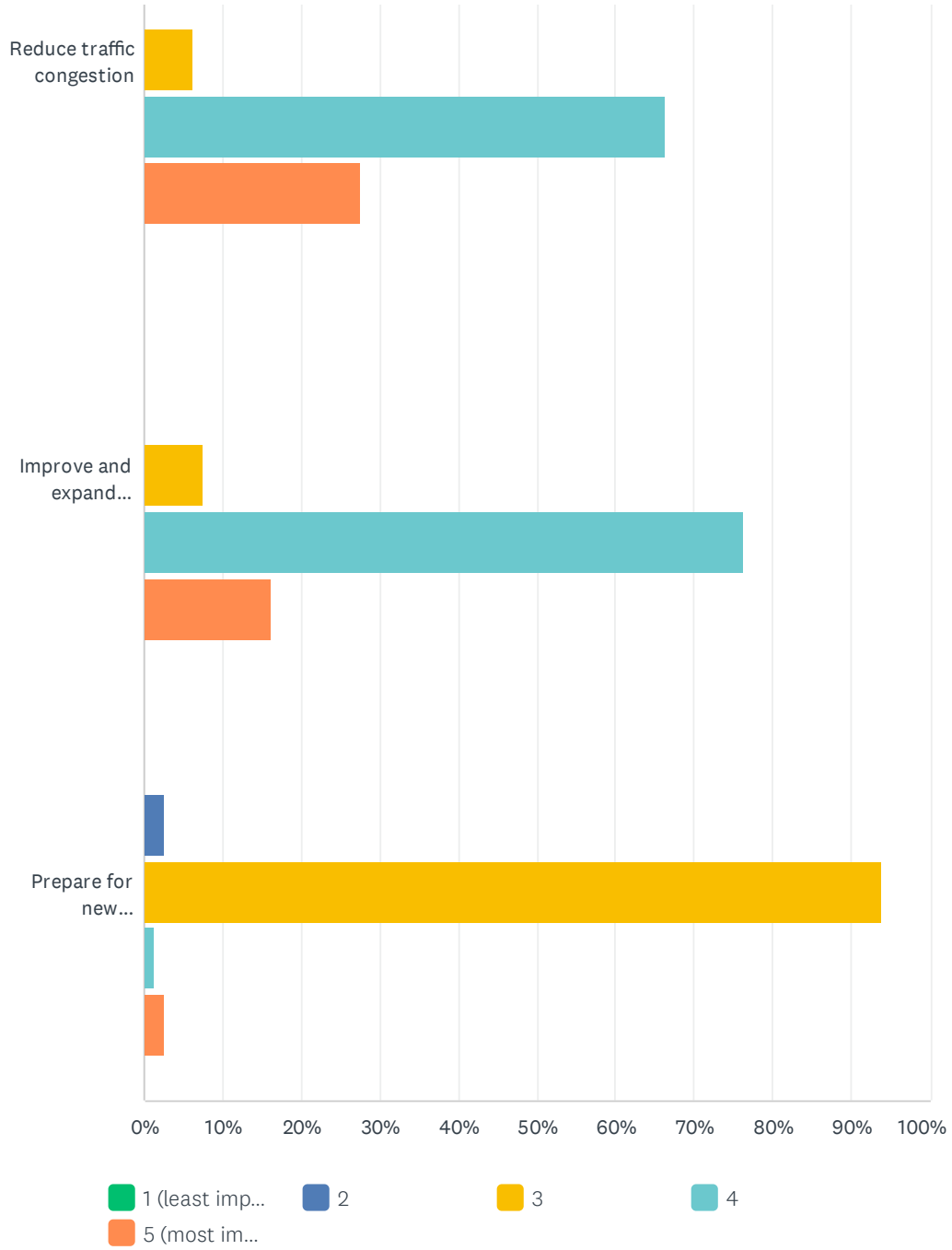
ANSWER CHOICES	RESPONSES	
Speeding	93.75%	75
Walking safety (e.g., lack of crosswalks and sidewalks, accessibility)	92.50%	74
Lack of convenient public transit	92.50%	74
Bicycling safety	17.50%	14
Congestion	3.75%	3
Parking	0.00%	0
None	0.00%	0
Other (please specify)	0.00%	0
Total Respondents: 80		

Q13 Which improvements to Glen Cove's transportation system are most important? Please rank each choice on a scale from 1 to 5, with 5 being the most important and 1 being the least. (You can use each value more than once.)

Answered: 80 Skipped: 1



Glen Cove Smart Growth Comprehensive Plan Update with Sustainability Elements

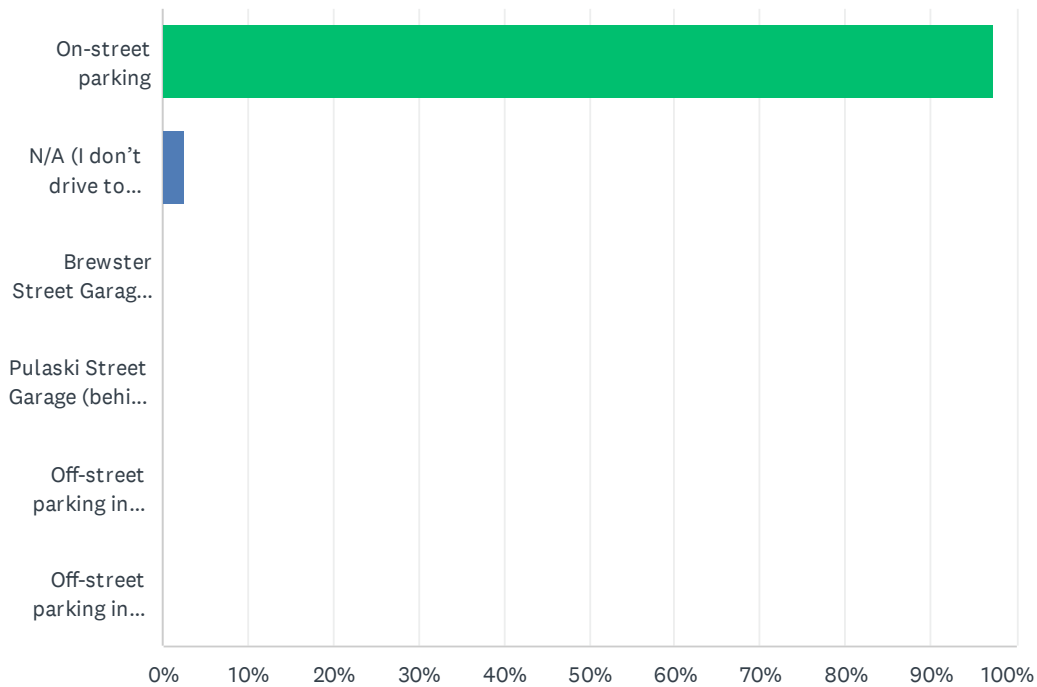


Glen Cove Smart Growth Comprehensive Plan Update with Sustainability Elements

	1 (LEAST IMPORTANT)	2	3	4	5 (MOST IMPORTANT)	TOTAL	WEIGHTED AVERAGE
Improve frequency/availability of public transportation	0.00% 0	0.00% 0	0.00% 0	0.00% 0	100.00% 80	80	5.00
Make it safer and easier to walk	0.00% 0	0.00% 0	0.00% 0	0.00% 0	100.00% 80	80	5.00
Improve transportation options for seniors	0.00% 0	0.00% 0	0.00% 0	0.00% 0	100.00% 80	80	5.00
Reduce traffic congestion	0.00% 0	0.00% 0	6.25% 5	66.25% 53	27.50% 22	80	4.21
Improve and expand infrastructure for bicycling	0.00% 0	0.00% 0	7.50% 6	76.25% 61	16.25% 13	80	4.09
Prepare for new technologies (e.g., provide electric vehicle charging stations)	0.00% 0	2.50% 2	93.75% 75	1.25% 1	2.50% 2	80	3.04

Q14 What parking facility do you use the most when visiting downtown?

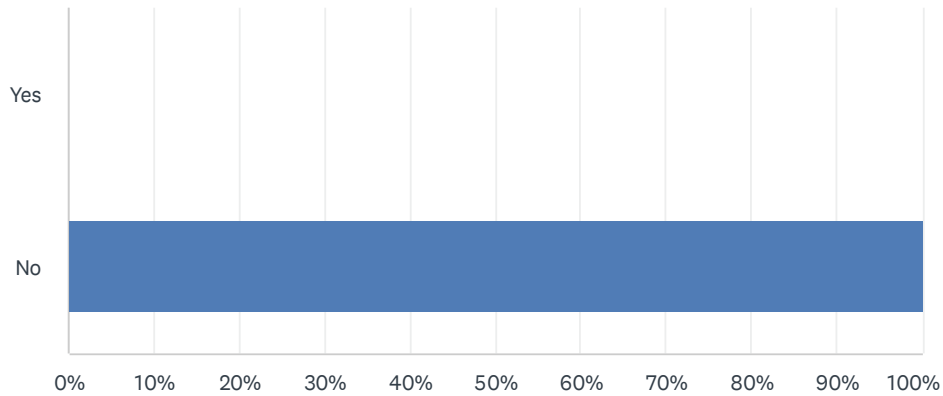
Answered: 79 Skipped: 2



ANSWER CHOICES	RESPONSES	
On-street parking	97.47%	77
N/A (I don't drive to downtown)	2.53%	2
Brewster Street Garage (between Brewster and School Streets)	0.00%	0
Pulaski Street Garage (behind City Hall)	0.00%	0
Off-street parking in municipal lots	0.00%	0
Off-street parking in private lots	0.00%	0
TOTAL		79

Q15 In general, do you feel that existing community services and facilities (e.g. senior services, library, outdoor recreation, etc.) offered by the City meet the needs of you and members of your household?

Answered: 80 Skipped: 1



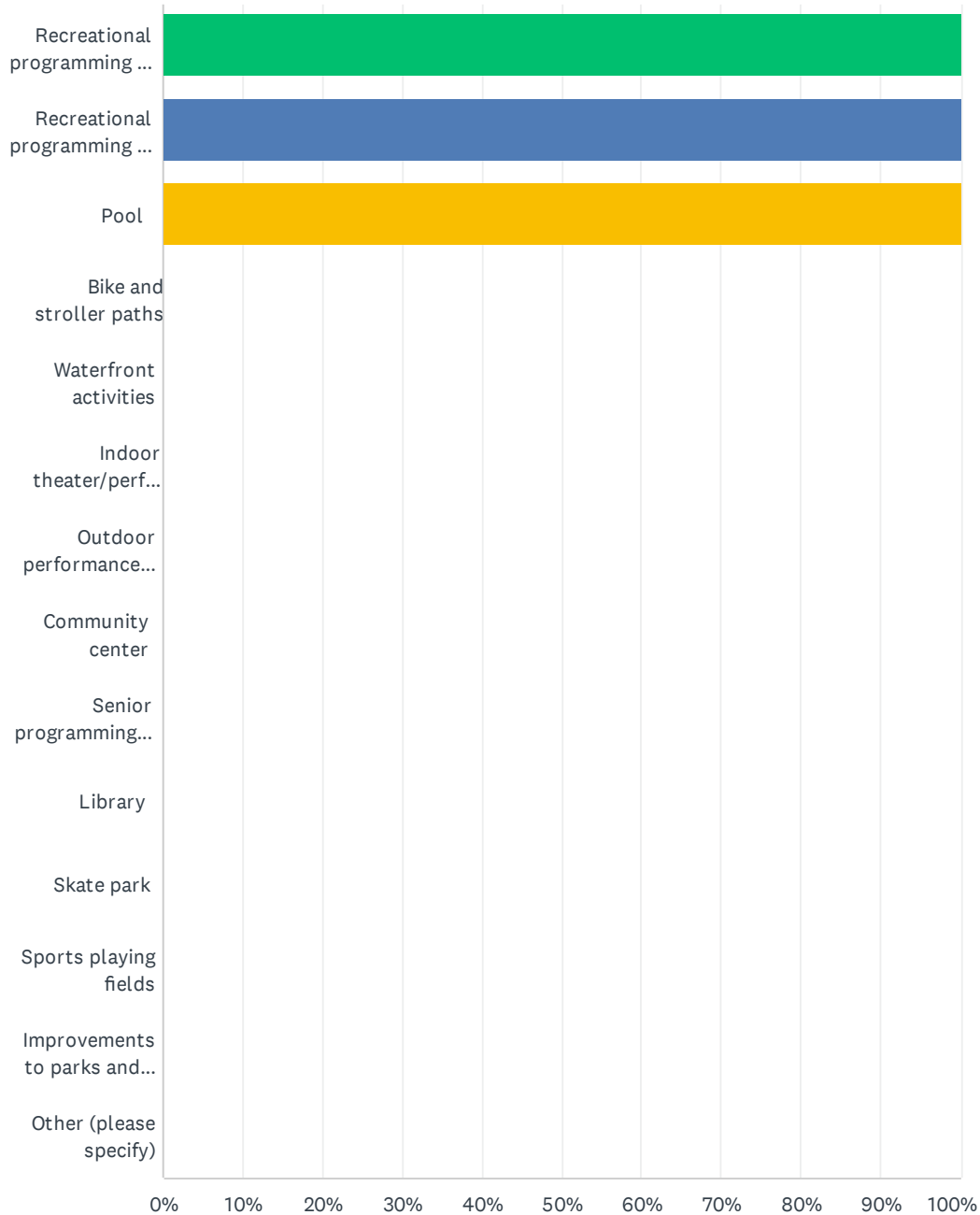
ANSWER CHOICES	RESPONSES
Yes	0.00% 0
No	100.00% 80
TOTAL	80

Q16 If you answered “No”, what types of services and facilities are needed?

Answered: 0 Skipped: 81

Q17 Which community facilities and programming would you most support public spending for? Please select up to three (3) choices.

Answered: 81 Skipped: 0

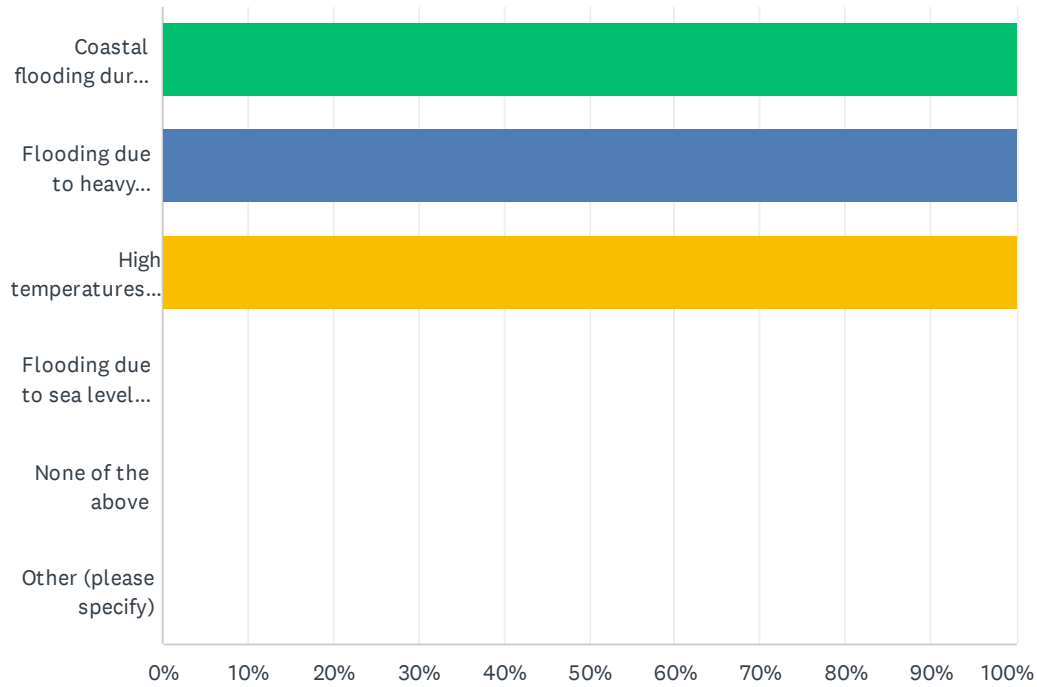


Glen Cove Smart Growth Comprehensive Plan Update with Sustainability Elements

ANSWER CHOICES	RESPONSES	
Recreational programming for youth	100.00%	81
Recreational programming for all residents	100.00%	81
Pool	100.00%	81
Bike and stroller paths	0.00%	0
Waterfront activities	0.00%	0
Indoor theater/performance space	0.00%	0
Outdoor performance space	0.00%	0
Community center	0.00%	0
Senior programming (e.g., activities, tax assistance, transportation assistance)	0.00%	0
Library	0.00%	0
Skate park	0.00%	0
Sports playing fields	0.00%	0
Improvements to parks and open spaces	0.00%	0
Other (please specify)	0.00%	0
Total Respondents: 81		

Q18 Have you ever witnessed or experienced the following in Glen Cove? Please select all that apply.

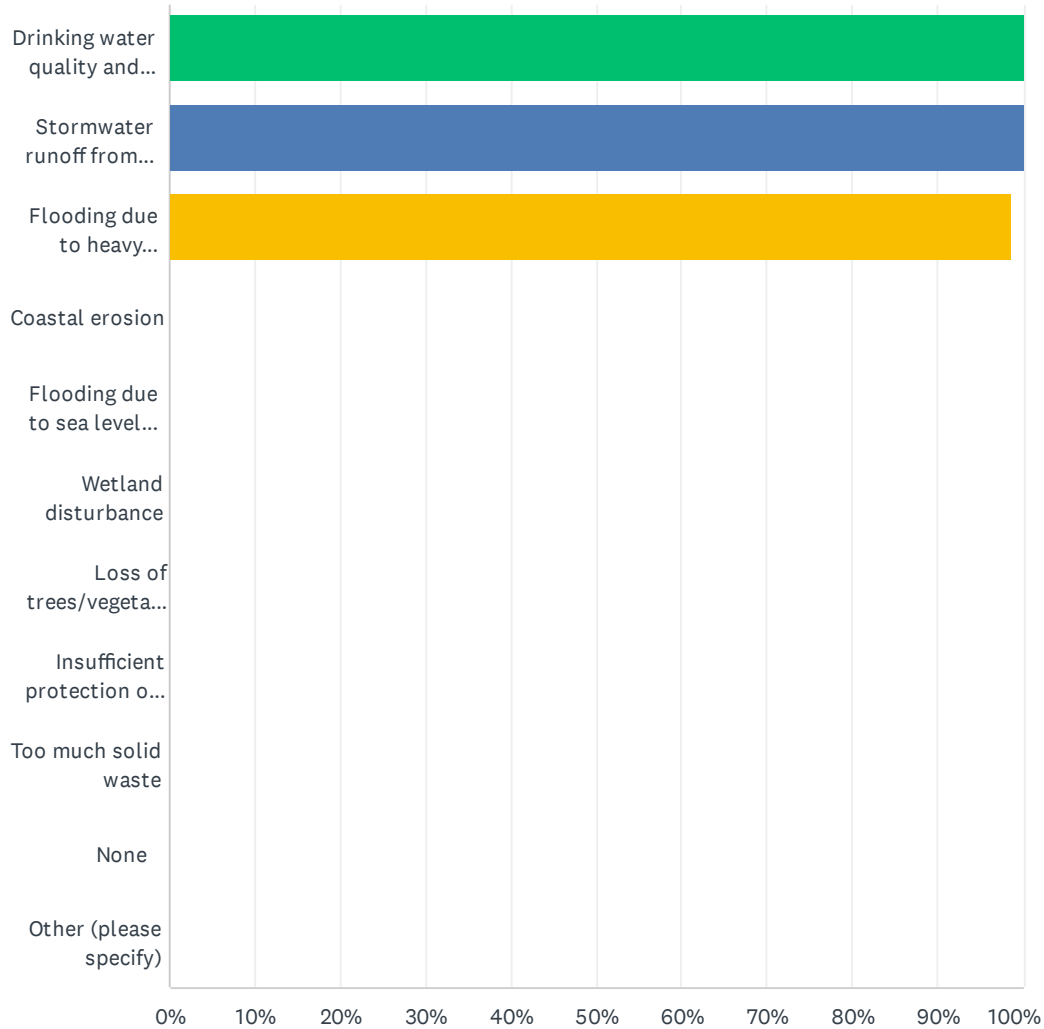
Answered: 81 Skipped: 0



ANSWER CHOICES	RESPONSES	
Coastal flooding during storms (i.e., storm surge)	100.00%	81
Flooding due to heavy rainstorms	100.00%	81
High temperatures limiting outdoor activities or causing health concerns	100.00%	81
Flooding due to sea level rise	0.00%	0
None of the above	0.00%	0
Other (please specify)	0.00%	0
Total Respondents: 81		

Q19 What do you think are the most significant environmental issues facing Glen Cove? Please select your top three (3) choices.

Answered: 81 Skipped: 0

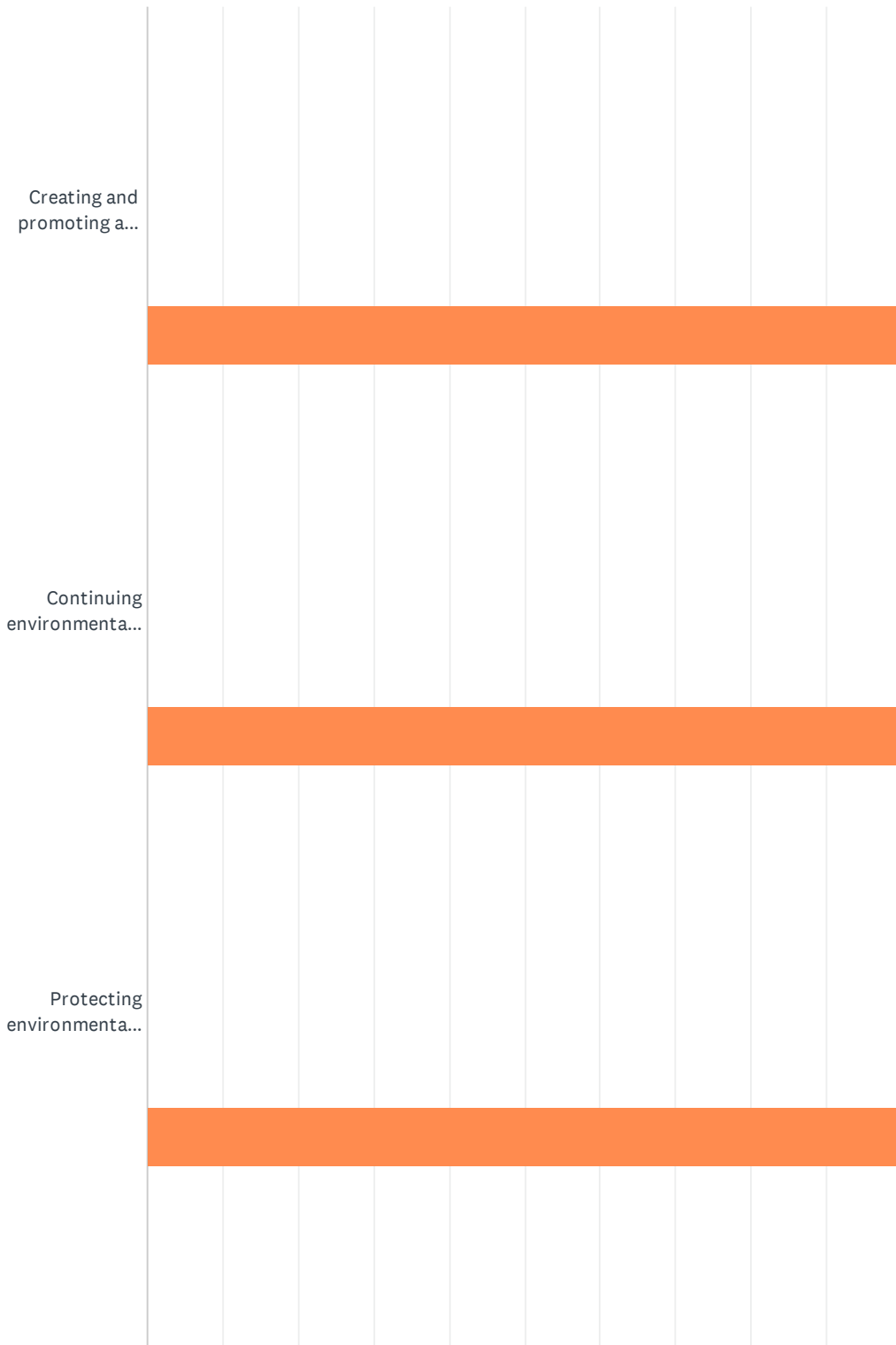


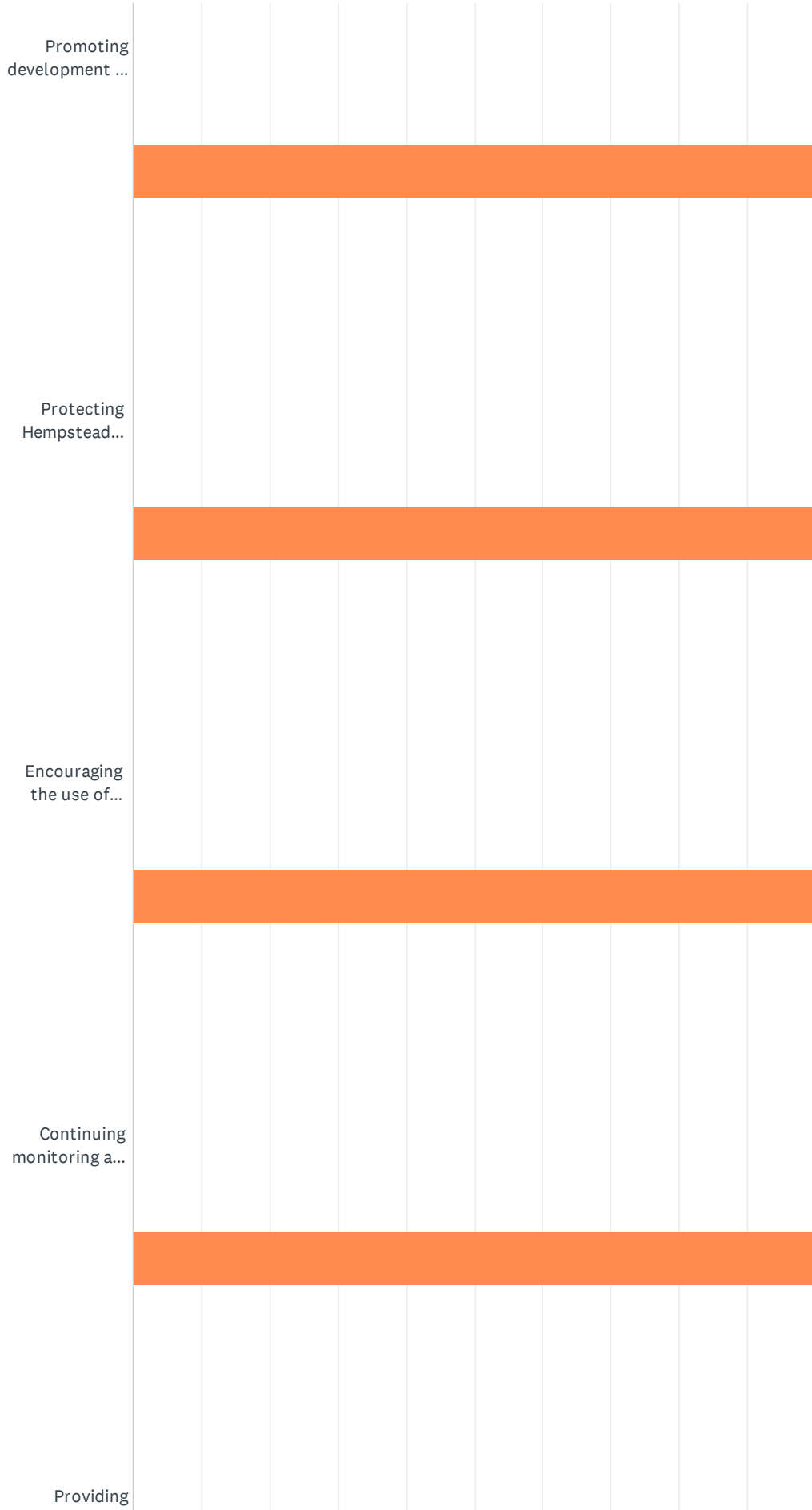
Glen Cove Smart Growth Comprehensive Plan Update with Sustainability Elements

ANSWER CHOICES	RESPONSES	
Drinking water quality and quantity	100.00%	81
Stormwater runoff from individual properties and streets	100.00%	81
Flooding due to heavy rainstorms	98.77%	80
Coastal erosion	0.00%	0
Flooding due to sea level rise	0.00%	0
Wetland disturbance	0.00%	0
Loss of trees/vegetation	0.00%	0
Insufficient protection of open space	0.00%	0
Too much solid waste	0.00%	0
None	0.00%	0
Other (please specify)	0.00%	0
Total Respondents: 81		

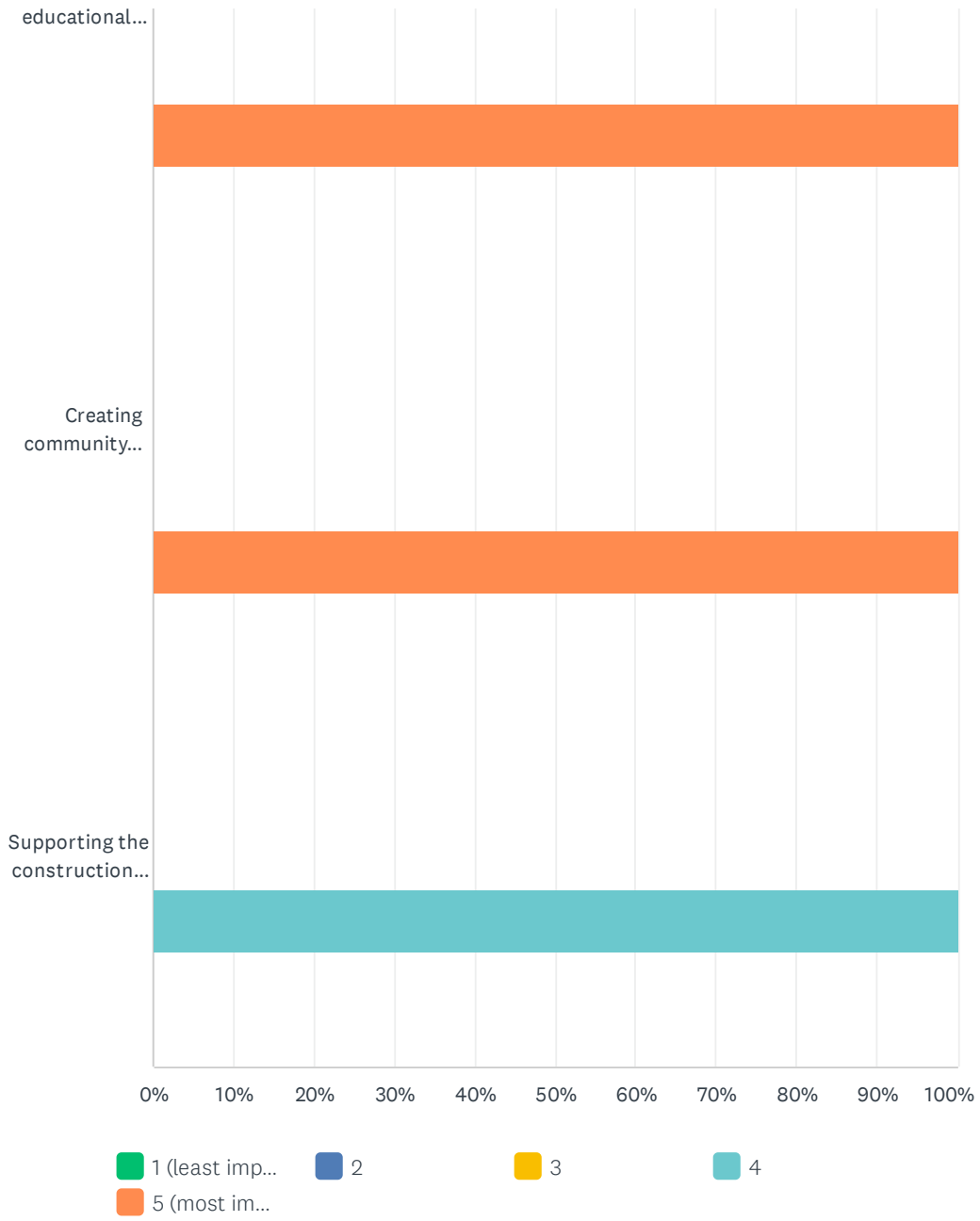
Q20 How important do you believe the following objectives are to support a healthier environment and greener community? Please rate the following with a value from 1 to 5, with 5 being the most important and 1 being the least. (You can use each value more than once.)

Answered: 81 Skipped: 0





Glen Cove Smart Growth Comprehensive Plan Update with Sustainability Elements

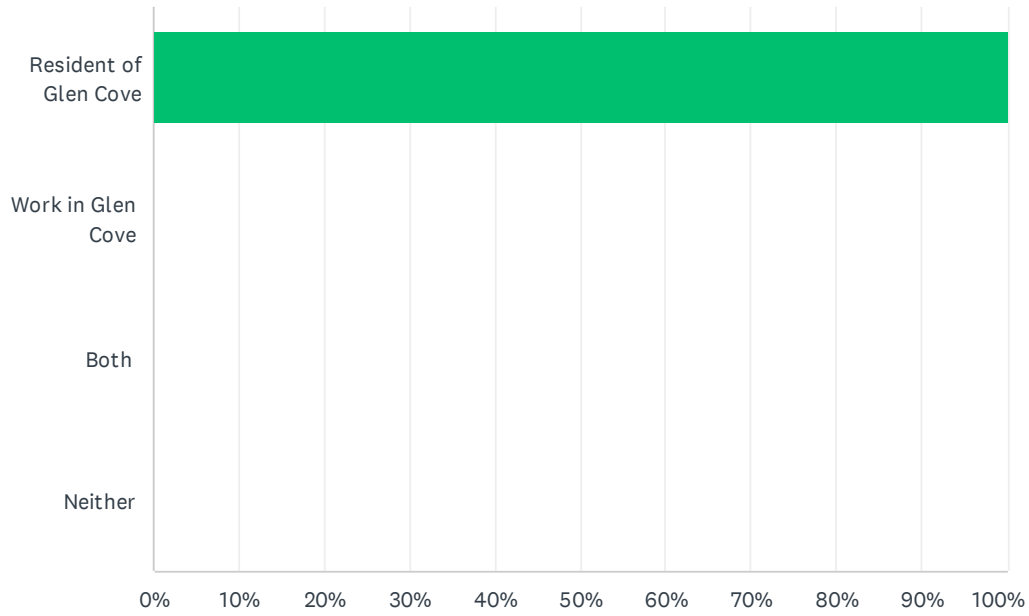


Glen Cove Smart Growth Comprehensive Plan Update with Sustainability Elements

	1 (LEAST IMPORTANT)	2	3	4	5 (MOST IMPORTANT)	TOTAL	WEIGHTED AVERAGE
Creating and promoting a walk/bike/transit-friendly environment	0.00% 0	0.00% 0	0.00% 0	0.00% 0	100.00% 81	81	5.00
Continuing environmental clean-up of the Glen Cove Creek area and its former industrial sites	0.00% 0	0.00% 0	0.00% 0	0.00% 0	100.00% 81	81	5.00
Protecting environmental assets and existing open space through development restrictions/regulations	0.00% 0	0.00% 0	0.00% 0	0.00% 0	100.00% 81	81	5.00
Promoting development in areas appropriate for higher densities, such as downtown	0.00% 0	0.00% 0	0.00% 0	0.00% 0	100.00% 81	81	5.00
Protecting Hempstead Harbor and Long Island Sound from excessive stormwater runoff	0.00% 0	0.00% 0	0.00% 0	0.00% 0	100.00% 81	81	5.00
Encouraging the use of renewable energy	0.00% 0	0.00% 0	0.00% 0	0.00% 0	100.00% 81	81	5.00
Continuing monitoring and protection of drinking water quality	0.00% 0	0.00% 0	0.00% 0	0.00% 0	100.00% 81	81	5.00
Providing educational opportunities for residents to learn about resource conservation (reducing water usage and electricity usage, solid waste practices for reusing/recycling/composting)	0.00% 0	0.00% 0	0.00% 0	0.00% 0	100.00% 81	81	5.00
Creating community gardens where possible	0.00% 0	0.00% 0	0.00% 0	0.00% 0	100.00% 81	81	5.00
Supporting the construction of energy-efficient buildings ("green buildings")	0.00% 0	0.00% 0	0.00% 0	100.00% 81	0.00% 0	81	4.00

Q21 Do you live or work in Glen Cove?

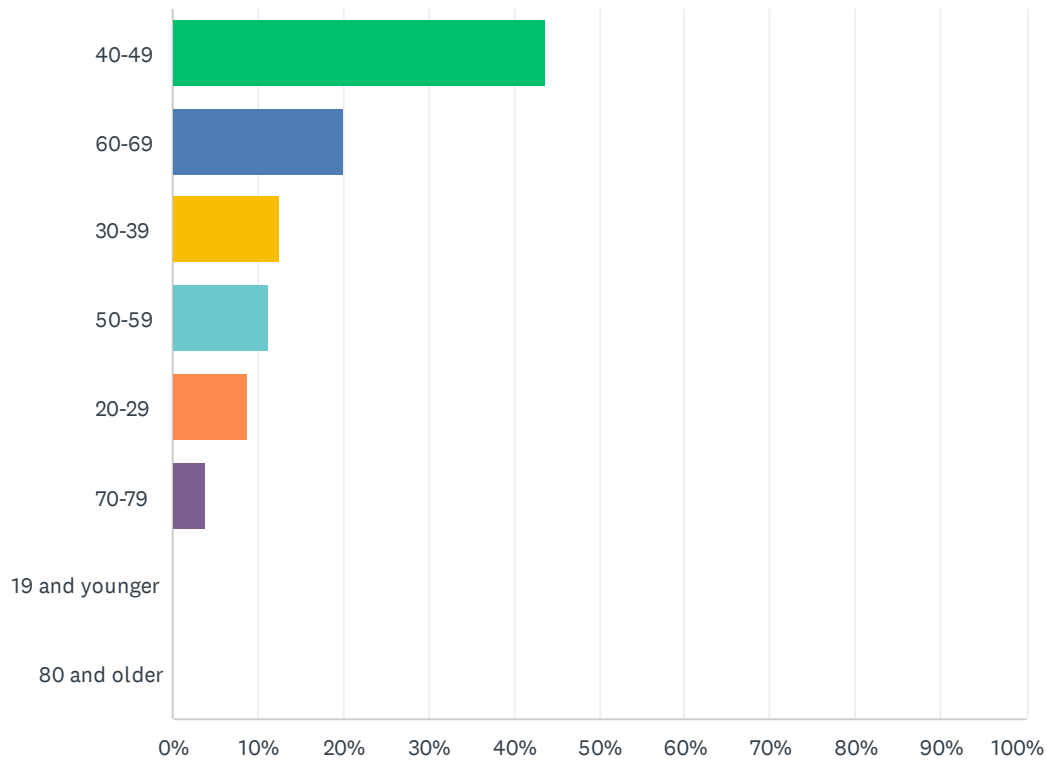
Answered: 79 Skipped: 2



ANSWER CHOICES	RESPONSES	
Resident of Glen Cove	100.00%	79
Work in Glen Cove	0.00%	0
Both	0.00%	0
Neither	0.00%	0
TOTAL		79

Q22 Age

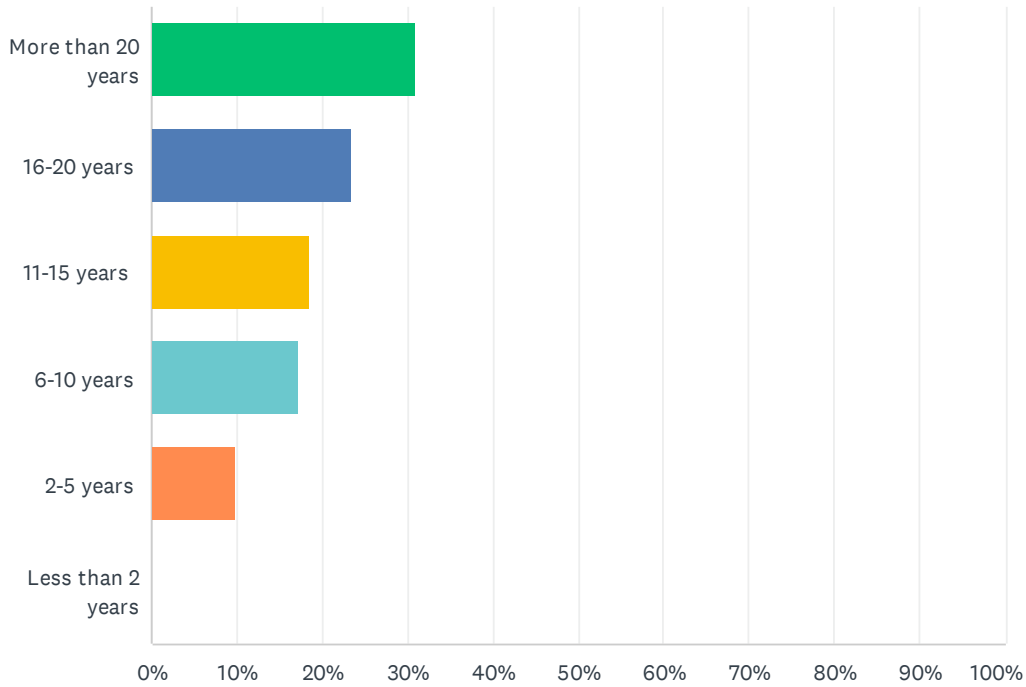
Answered: 80 Skipped: 1



ANSWER CHOICES	RESPONSES	
40-49	43.75%	35
60-69	20.00%	16
30-39	12.50%	10
50-59	11.25%	9
20-29	8.75%	7
70-79	3.75%	3
19 and younger	0.00%	0
80 and older	0.00%	0
TOTAL		80

Q23 How long have you lived in Glen Cove?

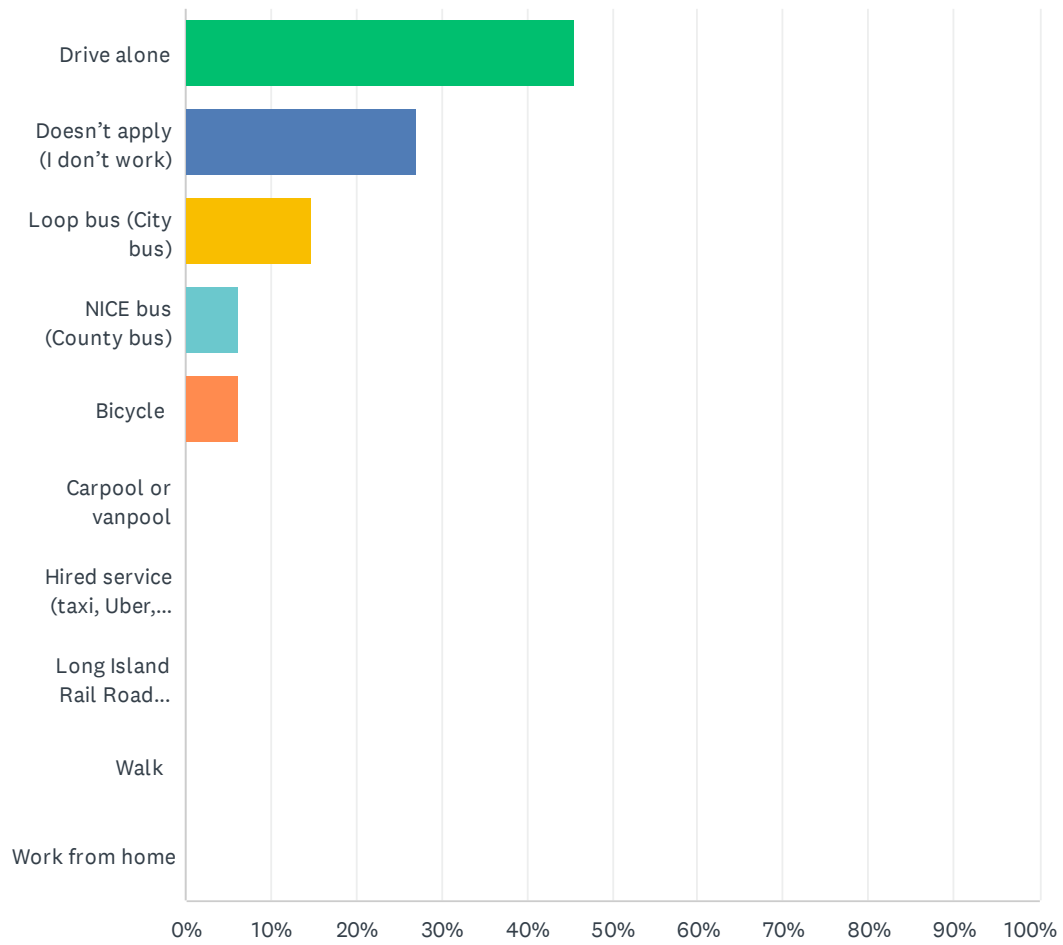
Answered: 81 Skipped: 0



ANSWER CHOICES	RESPONSES	
More than 20 years	30.86%	25
16-20 years	23.46%	19
11-15 years	18.52%	15
6-10 years	17.28%	14
2-5 years	9.88%	8
Less than 2 years	0.00%	0
TOTAL		81

Q24 If you work, what is your primary mode of transportation to work?

Answered: 81 Skipped: 0



Glen Cove Smart Growth Comprehensive Plan Update with Sustainability Elements

ANSWER CHOICES	RESPONSES	
Drive alone	45.68%	37
Doesn't apply (I don't work)	27.16%	22
Loop bus (City bus)	14.81%	12
NICE bus (County bus)	6.17%	5
Bicycle	6.17%	5
Carpool or vanpool	0.00%	0
Hired service (taxi, Uber, car service, etc.)	0.00%	0
Long Island Rail Road (LIRR)	0.00%	0
Walk	0.00%	0
Work from home	0.00%	0
TOTAL		81